FEDERAL ROAD SAFETY CORPS

Q1,2016 AND APRIL-MAY PERFORMANCE REPORT

CC Clement O. Oladele H(PAU)

June 09, 2016

INTRODUCTION

The focus of FRSC this year (2016) is to consolidate further on the gains of the achievements of year 2015

While so much efforts have been committed to achieve goal 1 and 2, a not too comfortable degree of improvements have been recorded in goal 3, which is clearly defines FRSC's existence.

This Q1, 2016, April-June, report presents a picture of our current status and recommend ways for improvement particularly in line with the strategic focus for the year.

2016 CORPORATE STRATEGIC GOAL

1. Improve fleet regulation and Sustain stakeholders' consultation
2. Collaborate with States on improved road safety administration
3. Improve enforcement and public education

Reduce RTCs by 15%

Reduce Fatalities by 25%

GOAL 1

Fleet Regulation and Stakeholders Consultation

Major Milestone	General Rating
Stakeholders Forum on Speed limiting Device installation- Lagos	
Stakeholders Forum on Safe Use of tyres	
Stakeholders Forum with Owners and Operators of Fleet Operators in Nigeria	
Specific Engagement with Management of Dangote Group on Safe Fleet Operations	

Issues to tackle

- *Annual Fleet Inspection and Certification Exercise*
- *Engagement with other major Fleet Owners and Operators*

Rating indicator

Poor	Fair	Good	Excellent

GOAL 2

Collaboration to Improve Road Safety Administration in the States

Major Milestone	General Rating
Organized Workshop for Motor Licensing Authorities and Vehicle Inspection Officers in all 36 States of the Federation including FCT	
Partnered with States for improved Road Safety Administration- LASTMA	

Areas to address

- *Fast tracking the creation of State Traffic Agencies in all of Nigeria*
- *Training of all States Traffic Agencies*

Rating indicator

Poor	Fair	Good	Excellent

GOAL 3

Improved enforcement and P.E

Major Milestone compared with end of year target	Status	Rating
TOTAL RTC	44.2%	
TOTAL FATALITY	51.2%	

Rating indicator

Poor	Fair	Good	Excellent

RTC TRENDS BY MONTHS-JAN-MAY,2016

MONTH	RTC	NO. KILLED
JAN	823	480
FEB	658	454
MAR	827	492
ARP	739	363
MAY	610	299

GOAL 3- STATUS REVIEW

	RTC	NO. KILLED
2015 TOTAL	9,734	5,440
2016 EXPECTATION	8,274	4,080
CURRENT STATUS	3,657	2,088
PERCENTAGE	44.2%	51.2%

FIRST QUARTER IN HISTORY

Legacy Data

Year	2009	2010	2011	2012	2013	2014	2015	2016
Total RTC	2.855	2,761	3,194	2,865	3,886	2,907	2,483	2,308
No. Killed	1,414	1,672	1,575	1,561	1,728	1,848	1,413	1,426
No. Injured	7,372	8,303	10,312	8,588	10,759	8,543	7,973	7,409

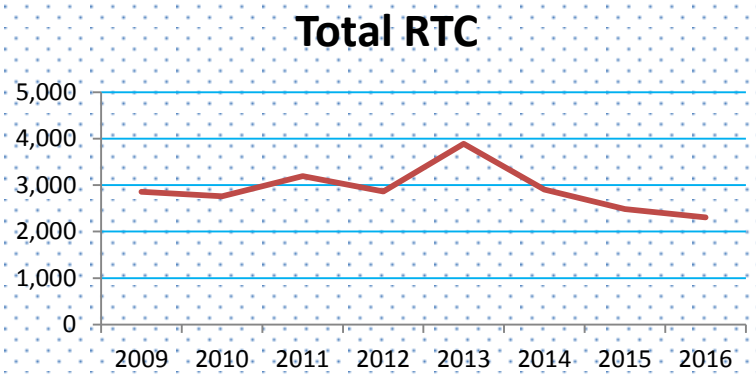

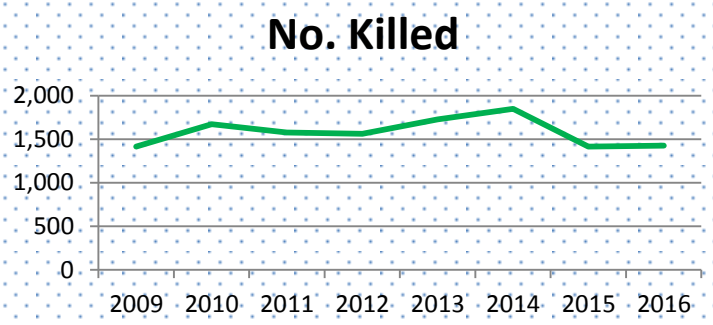

FIRST QUARTER IN HISTORY

Legacy Data

Year	2013	2014	2015	2016
Total RTC	3,886	2,907	2,483	2,308
No. Killed	1,728	1,848	1,413	1,426
No. Injured	10,759	8,543	7,973	7,409

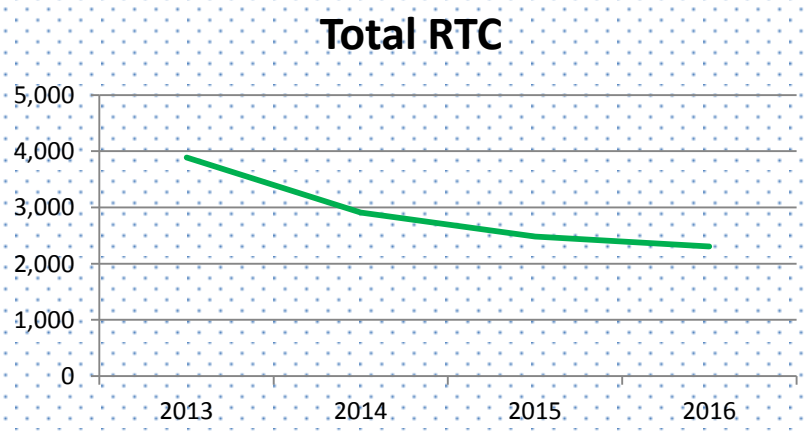

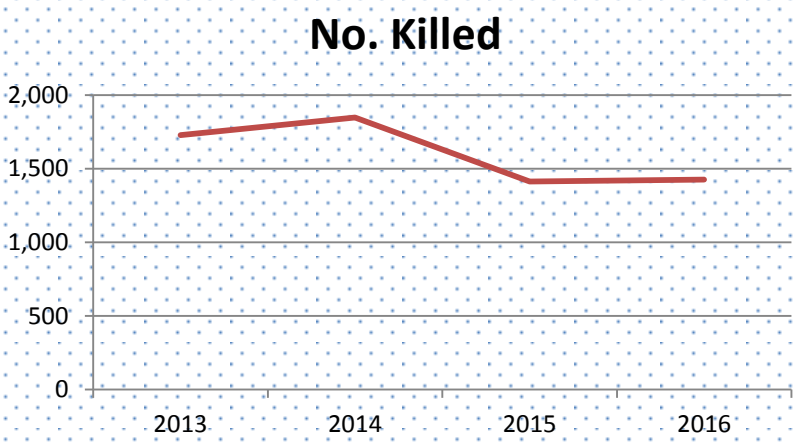

PERFORMANCE ON RTC-AN OVERVIEW

Year Parameter	% Changes
Q1,2015/ Q1,2016 RTC	-11% decline
Q1,2015/ Q1,2016 KILLED	+1 % rise
Q1,2015/ Q1,2016 INJURED	-7% decline

PERFORMANCE ON RTC-AN OVERVIEW…ii

Monthly Parameter	Parameters	% Changes
Jan 15/ Jan 16	RTC	-9.56 % decline
	Killed	-18.09 % decline
	Injuries	-7.59 % decline

Monthly Parameter	Parameters	% Changes
Feb 15/ Feb 16	RTC	-12.96 % decline
	Killed	+14.94 % rise
	Injuries	-3.20 % decline

PERFORMANCE ON RTC-AN OVERVIEW…iii

Monthly Parameter	Parameters	% Changes
Mar 15/ Mar 16	RTC	+1.22 % rise
	Killed	+13.89 % decline
	Injuries	-9.85 % decline

Parameters	Status	Expectation	% status
RTC (Q1,2016)	2,308	8,274	27.89 %
Killed(Q1,2016)	1,426	4,080	34.95 %

2016 :Overview of Q1 Corps Key Performance Indicators activities

Corps Activity	JAN	FEB	MARCH	TOTAL
No. of Offenders Stopped	42777	49257	62484	154518
No. of Drivers Cautioned	9135	9237	11859	30231
No. of Offenders Apprehended	33756	40175	50798	124729
No. of Traffic Offences Committed	37440	44798	56300	138538
No. of Traffic Offenders Educated	13889	16868	22216	52973
No. of TV programmes Held	128	130	162	420
No. of Radio programmes Held	520	580	766	1866
No. of Motor Park Rallies Held	1257	1367	1742	4366
No. of Fleet Operators Registered	3	2	236	241
No. of Passengers Travelled	7809087	6757641	10832077	25398805
No. of Vehicles Travelled	736163	686811	1447805	2870779
No. of Vehicle Number Plates Produced	36047	29989	50737	116773
No. of NDL Produced	97031	115073	111581	323685
No. of Drivers Trained by FRSC	192	88	491	771
No. of Driving Schools Registered	500	543	683	1726
No. of Luxury Buses Travelled	5229	3619	6172	15020
No. of RTCs	823	658	827	2308
No. of Persons Killed	480	454	492	1426
No. of Persons Injured	2752	2242	2415	7409
No. of Persons Involved	5799	4400	5288	15487
No. of Vehicles Involved	1343	1056	1352	3751

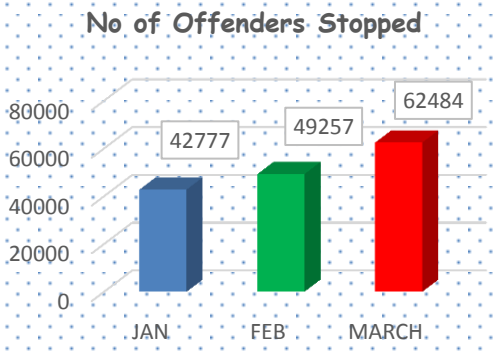
No of Offenders Stopped
80000
60000
40000
20000
0
42777
49257
62484
JAN
FEB
MARCH

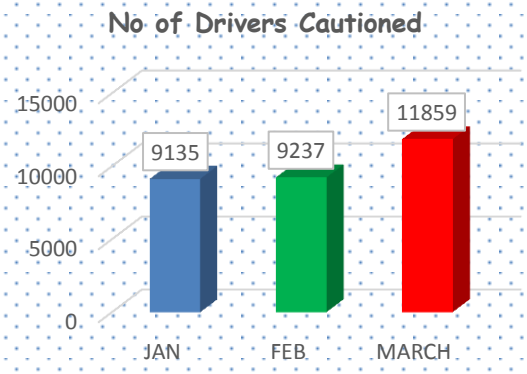
No of Drivers Cautioned
15000
10000
5000
0
9135
9237
11859
JAN
FEB
MARCH

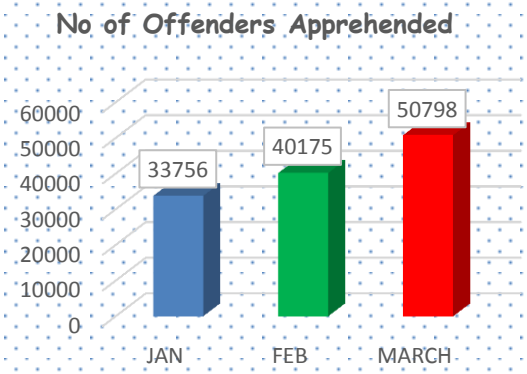
No of Offenders Apprehended
60000
50000
40000
30000
20000
10000
0
33756
40175
50798
JAN
FEB
MARCH

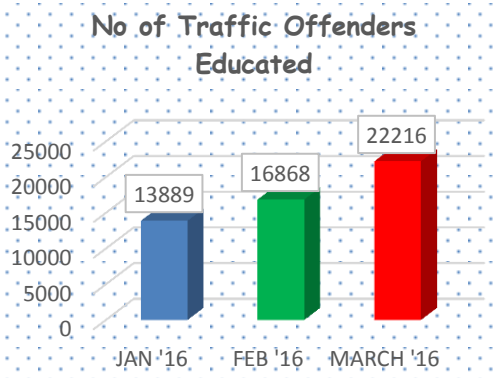
No of Traffic Offenders Educated
25000
20000
15000
10000
5000
0
13889
16868
22216
JAN '16
FEB '16
MARCH '16

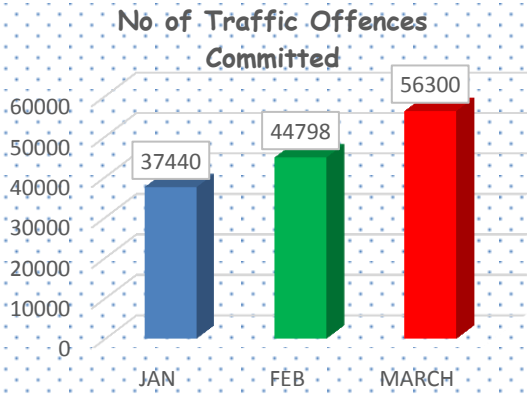
No of Traffic Offences Committed
60000
50000
40000
30000
20000
10000
0
37440
44798
56300
JAN
FEB
MARCH

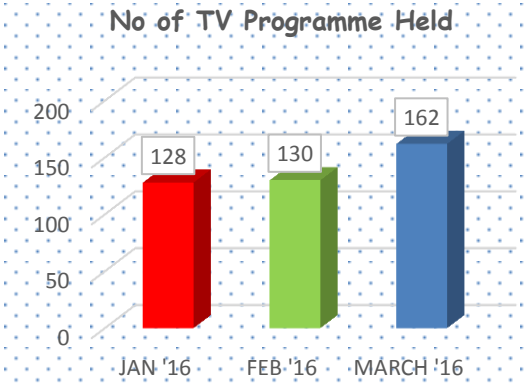
No of TV Programme Held
200
150
100
50
0
128
130
162
JAN '16
FEB '16
MARCH '16

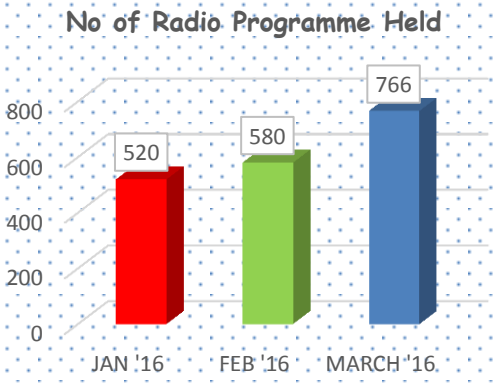
No of Radio Programme Held
800
600
400
200
0
520
580
766
JAN '16
FEB '16
MARCH '16

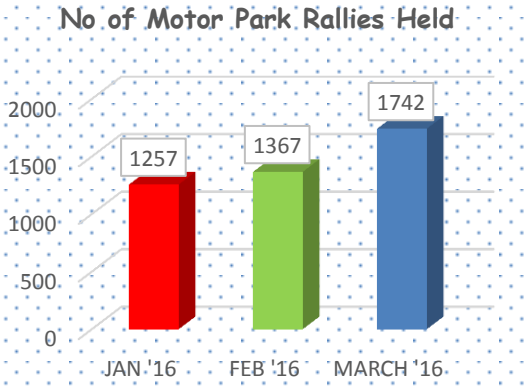
No of Motor Park Rallies Held
2000
1500
1000
500
0
1257
1367
1742
JAN '16
FEB '16
MARCH '16

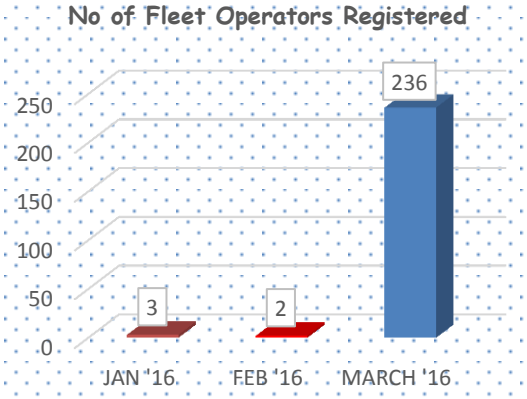
No of Fleet Operators Registered
250
200
150
100
50
0
3
2
236
JAN '16
FEB '16
MARCH '16

No of Passengers Travelled

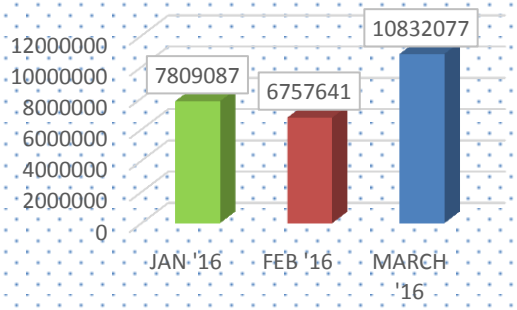

No. of Vehicles Travelled

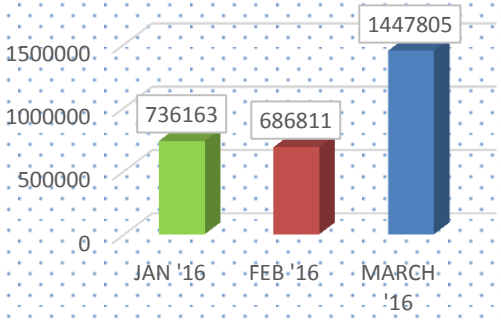

No of NDL Produced

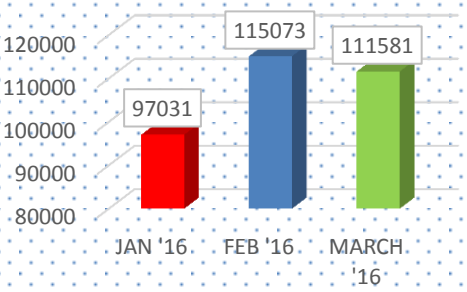

No of Vehicle Number Plates Produced

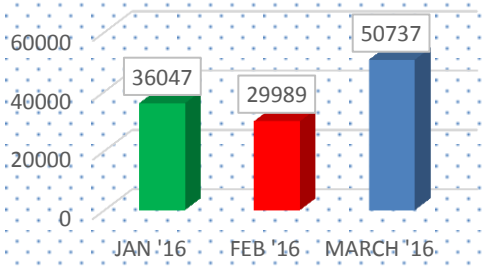

No of Drivers Trained by FRSC

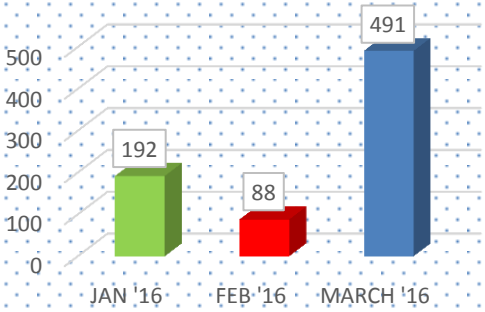

No of Driving Schools Registered

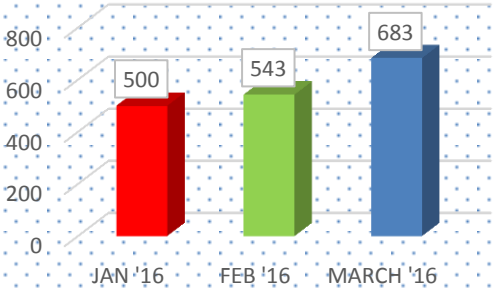

No of Luxury Buses Travelled

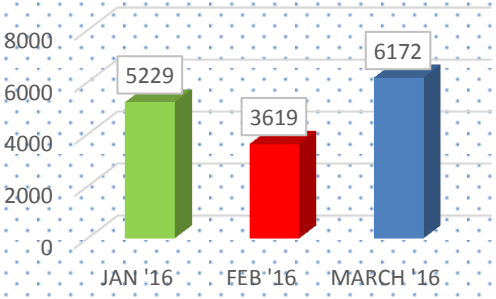

JANUARY-MARCH, 2015 AND 2016 COMPARISON

Month	RTC		No. Killed		No. Injured	
Jan-15	910	↓	586	↓	2,978	↓
Jan-16	823		480		2,752	
Feb-15	756	↓	395	↑	2,316	↓
Feb-16	658		454		2,242	
Mar-15	817	↑	432	↑	2,679	↓
Mar-16	827		492		2,415	

Activities of the Corps: Week 1-13, 2016 (Q1, 2016)

Corps Activity	WK1	WK2	WK3	WK4	WK5	WK6	WK7	WK8	WK9	WK10	WK11	WK12	WK13	TOTAL
No. of Offenders Stopped	7824	10235	11875	12843	12638	11078	12261	13280	12753	12857	12828	12413	11633	154518
No. of Drivers Cautioned	2156	2207	2458	2314	2367	2230	2322	2318	2358	2282	2245	2598	2376	30231
No. of Offenders Apprehended	5668	8118	9441	10529	10320	8855	10038	10962	10524	10575	10627	9815	9257	124729
No. of Traffic Offences Committed	6170	8969	10564	11737	11391	9892	11270	12245	11643	11730	11769	10939	10219	138538
No. of Traffic Offenders Educated	2587	3298	3802	4202	4395	3937	4048	4488	4373	4783	4660	4610	3790	52973
No. of TV programmes Held	25	35	34	34	32	33	27	38	34	37	33	27	31	420
No. of Radio programmes Held	116	139	118	147	135	161	144	140	157	147	157	151	154	1866
No. of Motor Park Rallies Held	309	311	324	313	352	342	337	336	331	347	310	344	410	4366
No. of Fleet Operators Registered	0	2	0	1	0	1	1	0	1	1	3	226	5	241
No. of Passengers Travelled	1869575	2161935	1943343	1834234	1341574	2060575	1689380	1666112	3062493	1790100	2026225	1976510	1976749	25398805
No. of Vehicles Travelled	167241	253476	151700	163746	112436	183133	198323	192919	178866	148053	700690	254948	165248	2870779
No. of Vehicle Number Plates Produced	4820	8593	18972	3662	3649	9803	8256	8281	13360	7850	20190	5608	3729	116773
No. of NDL Produced	18001	23477	27883	27670	28614	29468	28300	28691	23196	26961	25291	22962	13171	323685
No. of Drivers Trained by FRSC	8	102	58	24	53	34	0	1	21	119	112	108	131	771
No. of Driving Schools Registered	103	139	129	129	165	149	114	115	125	130	162	142	124	1726
No. of Luxury Buses Travelled	975	1015	624	2615	1735	693	585	606	582	525	1713	1705	1647	15020
No. of RTCs	203	212	165	175	141	167	141	150	165	161	179	170	189	2218
No. of Persons Killed	86	154	94	90	119	127	81	91	111	107	114	83	115	1372
No. of Persons Injured	777	753	522	550	481	674	522	464	532	408	520	493	581	7277
No. of Persons Involved	1549	1545	1168	1134	989	1212	850	1012	1101	872	1183	1138	1136	14889
No. of Vehicles Involved	334	405	287	287	232	273	209	255	278	279	313	280	284	3716

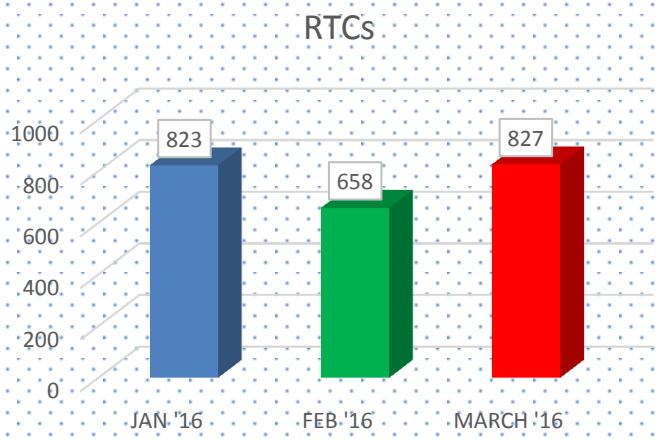
RTCs
1000
800
600
400
200
0
823
658
827
JAN '16
FEB '16
MARCH '16

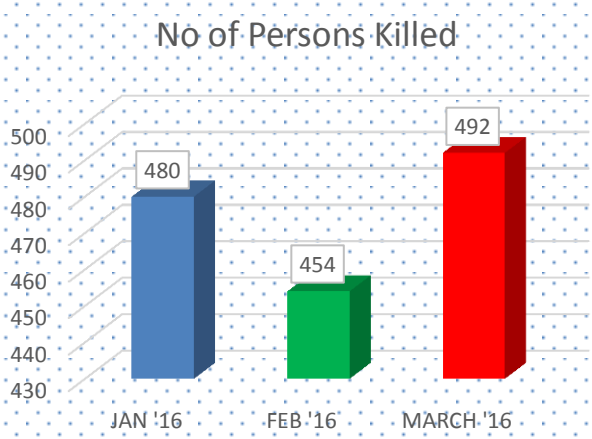
No of Persons Killed
500
490
480
470
460
450
440
430
480
454
492
JAN '16
FEB '16
MARCH '16

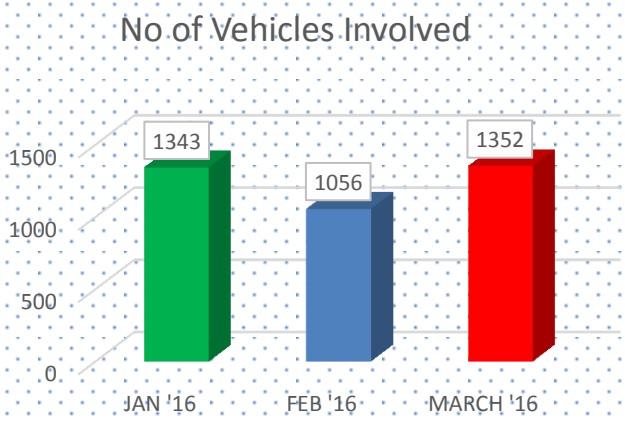
No of Vehicles Involved
1500
1000
500
0
1343
1056
1352
JAN '16
FEB '16
MARCH '16

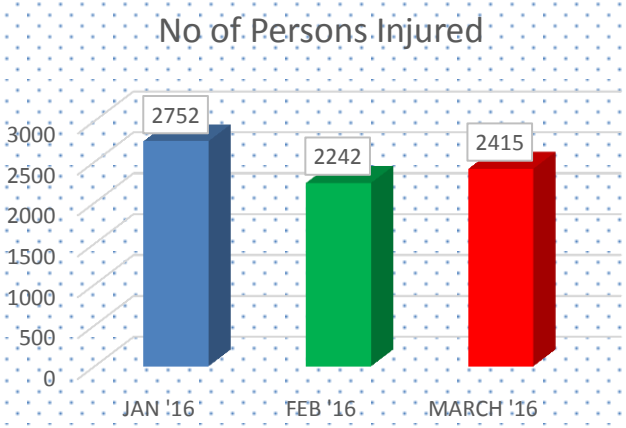
No of Persons Injured
3000
2500
2000
1500
1000
500
0
2752
2242
2415
JAN '16
FEB '16
MARCH '16

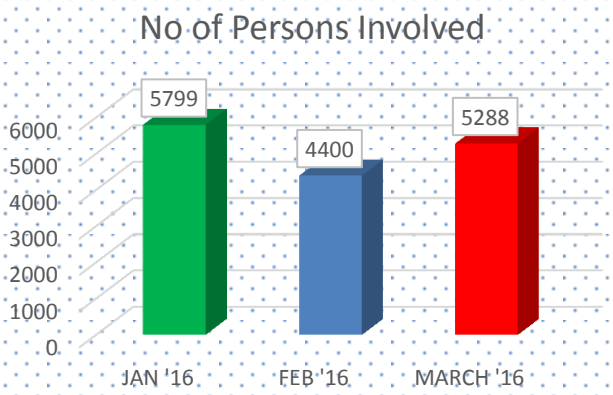
No of Persons Involved
6000
5000
4000
3000
2000
1000
0
5799
4400
5288
JAN '16
FEB '16
MARCH '16

Activities of the Corps: Week 1-22, 2016 (Q1, 2016)

Corps Activity	WK1	WK2	WK3	WK4	WK5	WK6	WK7	WK8	WK9	WK10	WK11	WK12	WK13	WK14	WK15	WK16	WK17	WK18	WK19	WK20	WK21	WK22	TOTAL
No. of Offenders Stopped	7824	10235	11875	12843	12638	11078	12261	13280	12753	12857	12828	12413	11633	11098	10275	12783	12997	12334	11931	12476	12624	13584	264620
No. of Drivers Cautioned	2156	2207	2458	2314	2367	2230	2322	2318	2358	2282	2245	2598	2376	2181	1885	2130	2217	2251	2319	2278	2303	2278	50073
No. of Offenders Apprehended	5668	8118	9441	10529	10320	8855	10038	10962	10524	10575	10627	9815	9257	8917	8367	10653	10777	10083	9612	10198	10321	11306	214963
No. of Traffic Offences Committed	6170	8969	10564	11737	11391	9892	11270	12245	11643	11730	11769	10939	10219	9794	9240	11791	11939	11159	10641	11302	11479	12553	238436
No. of Traffic Offenders Educated	2587	3298	3802	4202	4395	3937	4048	4488	4373	4783	4660	4610	3790	4237	3881	4515	4583	4434	5046	4602	4500	4558	93329
No. of TV programmes Held	25	35	34	34	32	33	27	38	34	37	33	27	31	24	35	33	33	25	46	33	38	30	717
No. of Radio programmes Held	116	139	118	147	135	161	144	140	157	147	157	151	154	147	168	152	151	153	171	167	153	149	3277
No. of Motor Park Rallies Held	309	311	324	313	352	342	337	336	331	347	310	344	410	420	383	378	486	385	427	431	416	403	8095
No. of Fleet Operators Registered	0	2	0	1	0	1	1	0	1	1	3	226	5	1	3	0	3	3	1	2	2	3	259
No. of Passengers Travelled	1869575	2161935	1943343	1834234	1341574	2060575	1689380	1666112	306243	1790100	202625	1976510	1976749	227880	1634622	2077746	2092572	1222696	2254256	2079887	2092104	1578971	42710339
No. of Vehicles Travelled	167241	253476	151700	163746	112436	183133	198323	192919	178866	148053	700690	254948	165248	248181	160607	175760	190351	94217	155637	164297	206493	103988	4370310
No. of Vehicle Number Plates Produced	4820	8593	18972	3662	3649	9803	8256	8281	13360	7850	20190	5608	3729	5656	18396	15745	14761	9041	14159	14672	9903	4553	223659
No. of NDL Produced	18001	23477	27883	27670	28614	29468	28300	28691	23196	26961	25291	22962	13171	17033	17514	12455	8055	12607	16335	15478	15354	11112	449628
No. of Drivers Trained by FRSC	8	102	58	24	53	34	0	1	21	119	112	108	131	109	107	1305	1213	109	103	197	145	193	4252
No. of Driving Schools Registered	103	139	129	129	165	149	114	115	125	130	162	142	124	172	151	151	173	159	158	156	141	142	3129
No. of Luxury Buses Travelled	975	1015	624	2615	1735	693	585	606	582	525	1713	1705	1647	808	1725	1801	452	545	445	648	765	689	22898
No. of RTCs	203	212	165	175	141	167	141	150	165	161	179	170	189	143	153	137	177	177	168	158	141	163	3635
No. of Persons Killed	86	154	94	90	119	127	81	91	111	107	114	83	115	86	81	51	76	94	81	53	106	51	2051
No. of Persons Injured	777	753	522	550	481	674	522	464	532	408	520	493	581	410	451	416	550	493	529	426	570	522	11644
No. of Persons Involved	1549	1545	1168	1134	989	1212	850	1012	1101	872	1183	1138	1136	968	1008	804	1051	1076	1159	1004	1124	1041	24124
No. of Vehicles Involved	334	405	287	287	232	273	209	255	278	279	313	280	284	240	251	216	269	274	268	259	240	259	5992

RTC

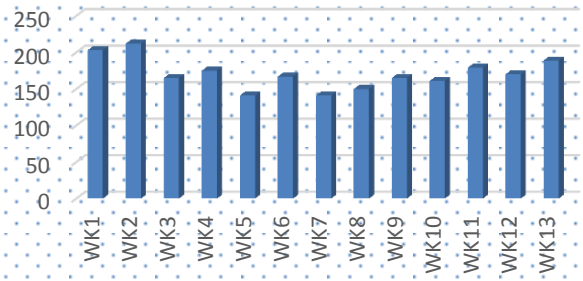

No of Persons Killed

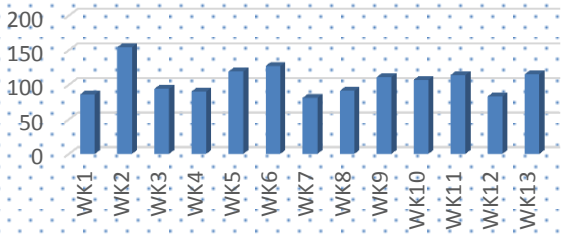

No of Vehicle Involved

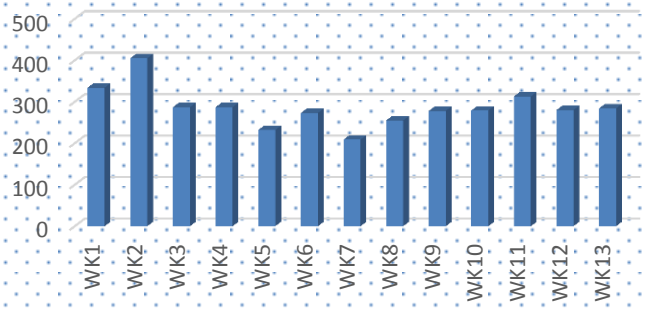

No of Persons Injuerd

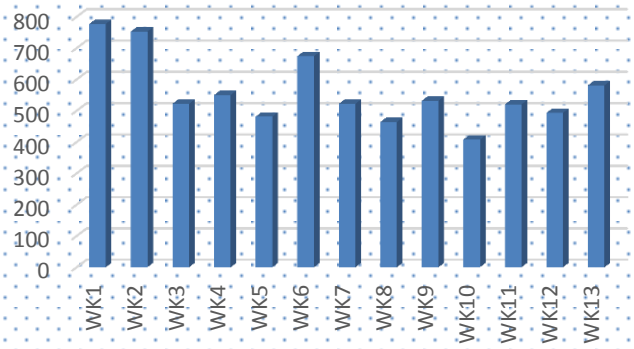

No of Persons Involved

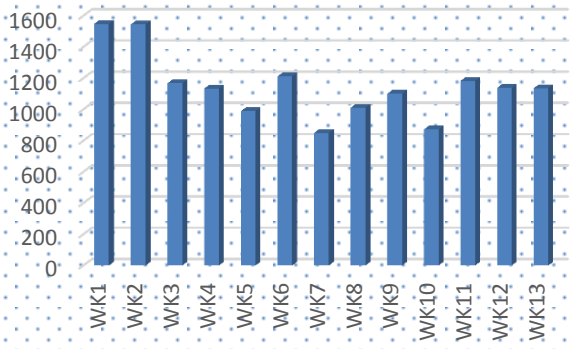

No of Offenders Stopped

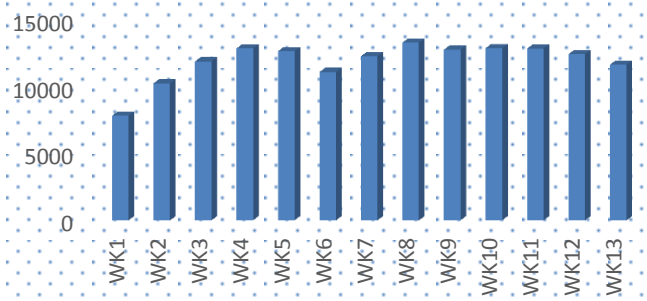

No of Drivers Caution

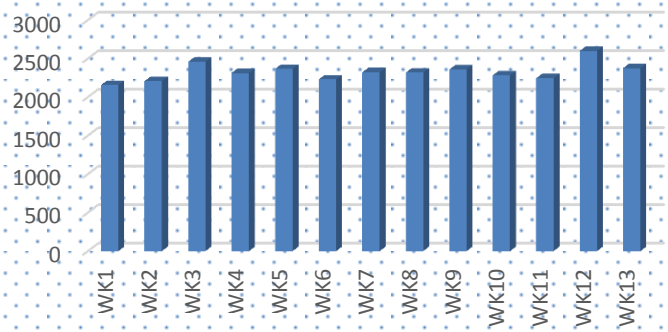

No of Offenders Apprehended

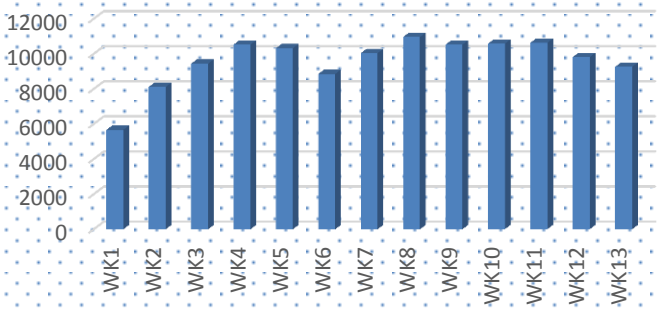

No of Traffic Offences Committed

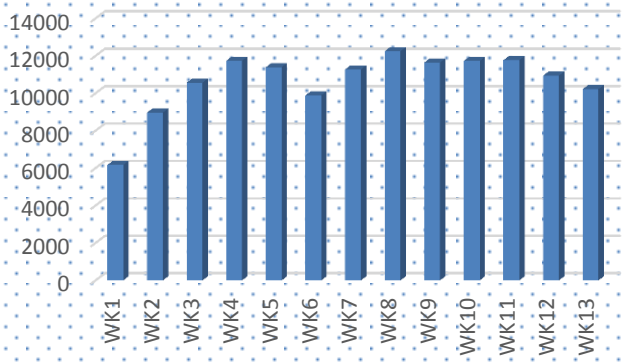

No of Traffic Offenders Educated

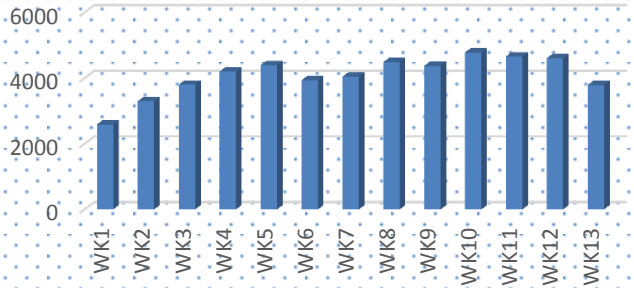

Road Traffic Crashes:2015 & 2016 An Overview-Q1 values and trends

Year	Indices	Value	Changes	%Changes Over Previous Years	Remark
2015	TOTAL RTC	2483			
2016	TOTAL RTC	2308	-265	-11%	
2015	NO KILLED	1413			
2016	NO KILLED	1426	13	1%	
2015	NO. INJURED	7973			
2016	NO. INJURED	7409	-564	-7.07%	

Q1 2016 :

TOTAL RTC TREND ON STATES BASIS

STATE ANALYSIS OF ROAD TRAFFIC CRASHES				
STATE	JAN	FEB	MAR	TOTAL'16
FCT	109	86	91	286
Kaduna	40	47	57	144
Niger	56	40	44	140
Nasarawa	41	38	50	129
Lagos	42	31	39	112
Benue	32	21	36	89
Ogun	39	19	25	83
Oyo	30	23	29	82
Kano	20	22	35	77
Edo	35	10	30	75
Ebonyi	29	17	25	71
Osun	34	18	17	69
Kogi	22	19	24	65
Ondo	26	9	28	63
Enugu	26	14	22	62
Katsina	19	19	24	62
Gombe	22	26	13	61
Plateau	22	21	14	57
Anambra	16	14	22	52
Bauchi	13	15	24	52
Delta	18	18	16	52
Kwara	17	12	22	51
Adamawa	17	14	13	44
Imo	13	15	13	41
Zamfara	19	8	14	41
Jigawa	8	13	11	32
Taraba	8	6	16	30
Cross River	10	9	9	28
Sokoto	9	7	11	27
Abia	7	5	11	23
Kebbi	0	10	12	22
Rivers	5	6	10	21
Yobe	7	10	3	20
Ekiti	3	7	6	16
Akwa Ibom	4	5	5	14
Bayelsa	2	3	5	10
Borno	3	1	1	5

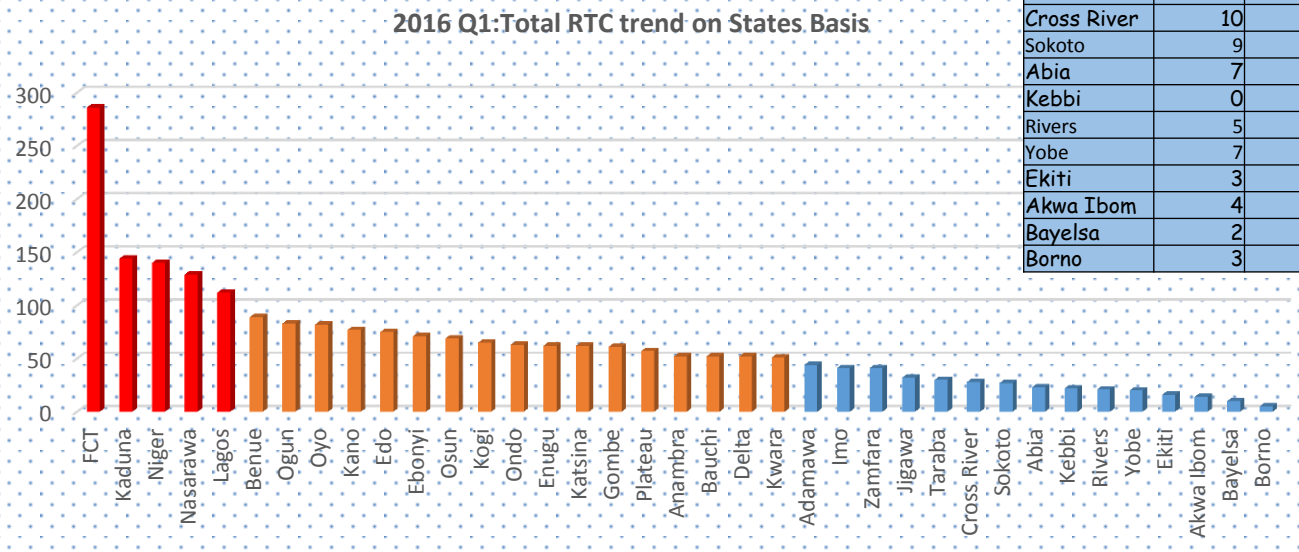

Q1 2016 :FATAL CASES TREND ON STATES BASIS

STATE ANALYSIS FATAL CASES				
STATE	JAN	FEB	MAR	TOTAL;16
Kaduna	14	22	28	64
Oyo	18	14	12	44
Niger	13	15	13	41
Ondo	16	2	17	35
Kogi	7	13	13	33
FCT	13	4	14	31
Ogun	9	7	15	31
Nasarawa	10	11	8	29
Edo	13	6	7	26
Ebonyi	6	8	10	24
Enugu	8	8	8	24
Benue	8	5	10	23
Delta	9	6	8	23
Katsina	9	9	4	22
Kano	4	7	10	21
Osun	15	4	1	20
Lagos	7	7	4	18
Bauchi	4	4	9	17
Kwara	6	4	7	17
Cross River	4	5	7	16
Gombe	2	12	1	15
Yobe	5	8	2	15
Anambra	1	3	10	14
Jigawa	2	6	5	13
Zamfara	11	1	1	13
Plateau	2	3	4	9
Sokoto	4	3	2	9
Imo	4	0	4	8
Abia	1	1	5	7
Akwa Ibom	3	3	1	7
Adamawa	3	0	2	5
Kebbi	0	1	4	5
Rivers	0	4	1	5
Taraba	2	1	2	5
Ekiti	0	1	3	4
Bayelsa	0	2	0	2
Borno	1	0	0	1

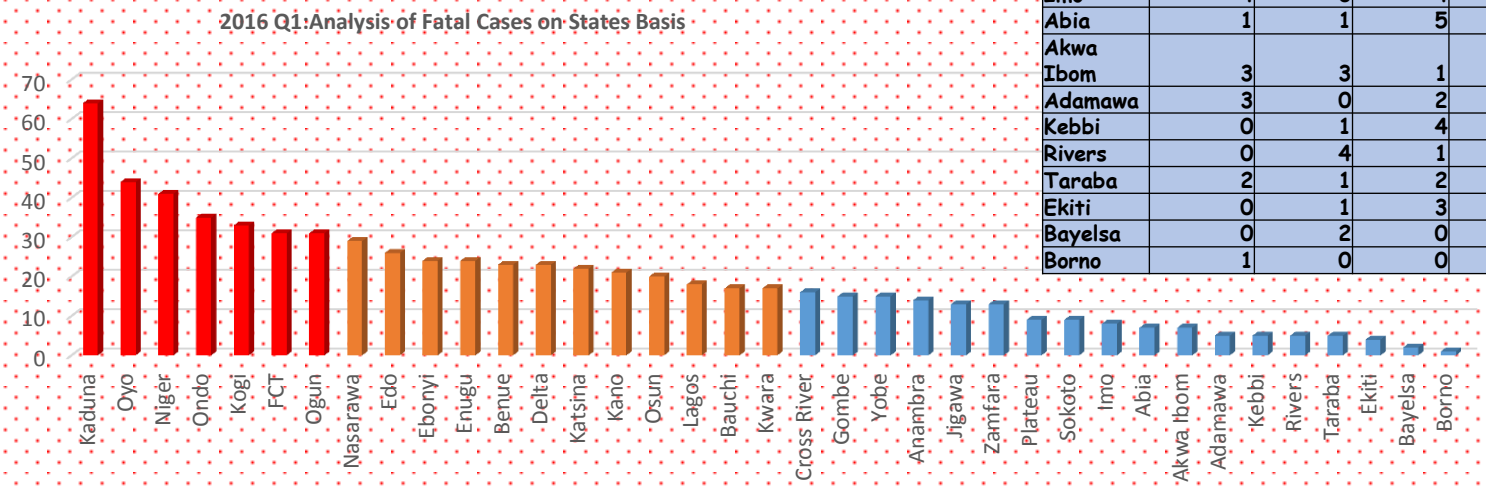

Q1 2016 :NUMBER KILLED TREND ON STATES BASIS

STATE ANALYSIS OF NUMBER KILLED				
STATE	JAN	FEB	MAR	TOTAL'16
Kaduna	50	44	57	151
Oyo	31	46	17	94
Niger	38	24	23	85
Kogi	14	21	28	63
Nasarawa	18	19	26	63
Ogun	24	8	30	62
Ondo	20	2	40	62
Benue	16	19	25	60
Gombe	9	44	3	56
Bauchi	5	17	33	55
Katsina	19	32	4	55
Delta	17	12	22	51
FCT	24	5	16	45
Enugu	21	15	8	44
Ebonyi	9	12	18	39
Kano	8	7	24	39
Edo	26	5	7	38
Osun	27	9	2	38
Yobe	12	24	2	38
Cross River	5	13	16	34
Zamfara	22	6	6	34
Kwara	9	8	13	30
Jigawa	7	11	10	28
Lagos	10	9	4	23
Plateau	4	5	13	22
Anambra	1	7	11	19
Sokoto	8	6	5	19
Taraba	7	5	3	15
Rivers	0	8	5	13
Adamawa	9	0	2	11
Abia	1	1	7	9
Akwa Ibom	4	4	1	9
Imo	4	0	5	9
Kebbi	0	1	5	6
Ekiti	0	3	1	4
Bayelsa	0	2	0	2
Borno	1	0	0	1

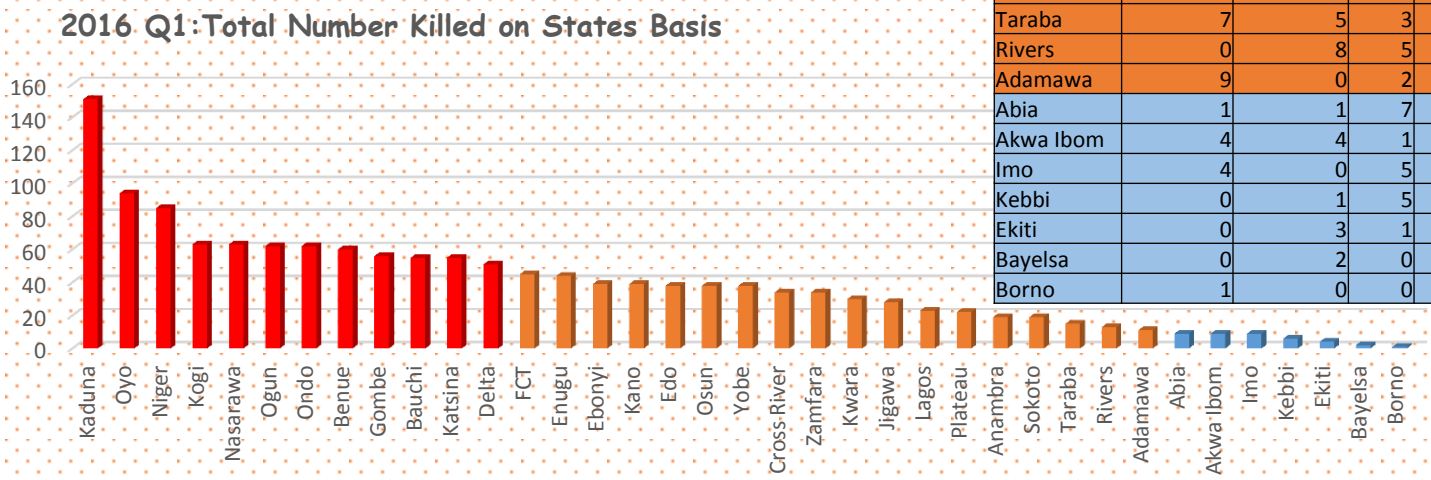

Q1 2016 :NUMBER INJURED TREND ON STATES BASIS

STATE ANALYSIS OF NUMBER INJURED				
STATE	JAN	FEB	MAR	TOTAL'16
Kaduna	166	317	228	711
FCT	270	151	156	577
Niger	184	122	135	441
Oyo	127	165	125	417
Nasarawa	94	108	157	359
Benue	120	64	135	319
Kano	67	83	135	285
Ogun	145	54	76	275
Kogi	84	116	74	274
Katsina	60	130	45	235
Osun	110	55	65	230
Lagos	90	54	83	227
Gombe	93	97	35	225
Enugu	120	28	76	224
Ondo	72	37	100	209
Bauchi	65	65	76	206
Delta	102	72	30	204
Zamfara	131	25	37	193
Kwara	82	42	64	188
Edo	100	12	69	181
Plateau	52	60	50	162
Imo	49	60	45	154
Ebonyi	65	28	51	144
Jigawa	32	60	47	139
Anambra	44	35	45	124
Adamawa	52	31	24	107
Abia	28	8	63	99
Cross River	32	10	46	88
Taraba	32	17	36	85
Sokoto	38	21	21	80
Yobe	12	44	7	63
Akwa Ibom	10	12	20	42
Rivers	4	22	16	42
Kebbi	0	18	21	39
Ekiti	3	11	11	25
Borno	12	3	4	19
Bayelsa	5	5	7	17

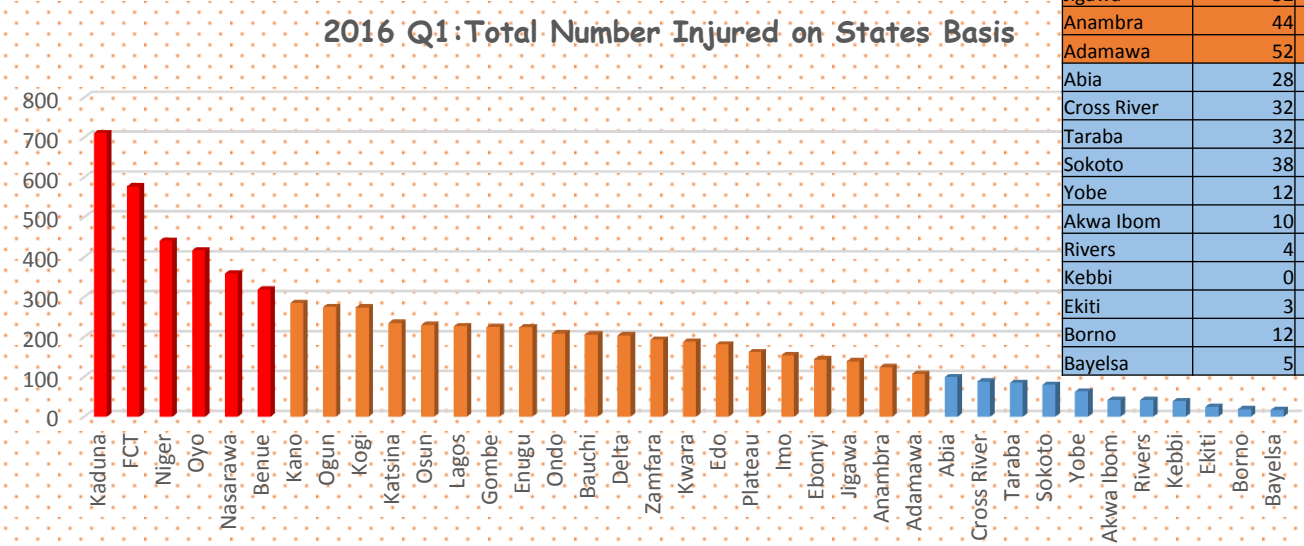

Q1 2016 :TOTAL PEOPLE INVOLVED TREND ON STATES BASIS

STATE ANALYSIS OF PEOPLE INVOLVED				
STATE	JAN	FEB	MAR	TOTAL'16
Kaduna	296	450	518	1264
FCT	511	327	384	1222
Niger	343	248	215	806
Oyo	272	303	208	783
Lagos	304	168	279	751
Nasarawa	204	201	299	704
Ogun	376	146	148	670
Edo	244	58	338	640
Benue	209	147	218	574
Kogi	184	190	170	544
Kano	131	127	259	517
Osun	236	119	136	491
Ondo	184	64	219	467
Enugu	245	62	147	454
Ebonyi	191	63	168	422
Katsina	107	218	87	412
Anambra	151	78	182	411
Kwara	162	100	149	411
Gombe	168	188	53	409
Delta	179	117	80	376
Imo	150	107	112	369
Bauchi	88	139	138	365
Plateau	139	141	85	365
Zamfara	197	51	70	318
Adamawa	121	93	80	294
Jigawa	62	89	76	227
Cross River	60	50	74	184
Yobe	44	113	20	177
Abia	39	36	95	170
Sokoto	76	34	31	141
Rivers	12	35	79	126
Taraba	45	25	50	120
Akwa Ibom	30	18	24	72
Kebbi	0	27	40	67
Bayelsa	8	26	31	65
Ekiti	13	30	22	65
Borno	18	12	4	34

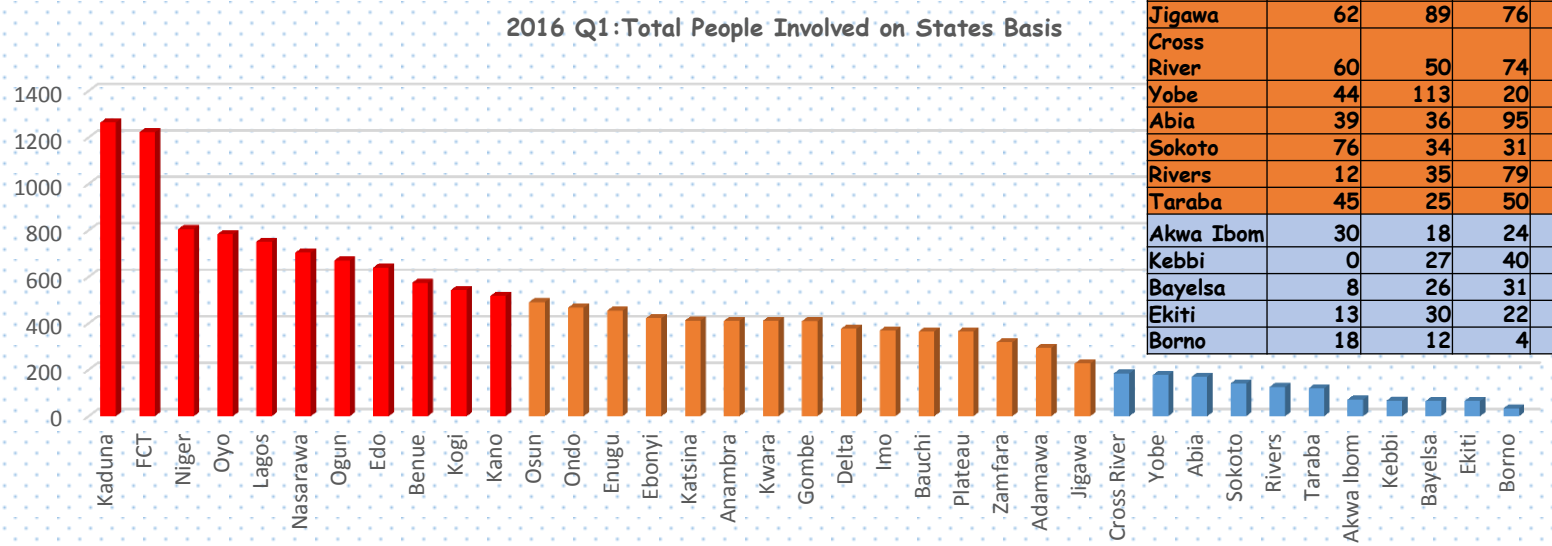

Q1 2016 :TOTAL VEHICLE TREND ON STATES BASIS

STATE ANALYSIS OF VEHICLE INVOLVED				
STATE	JAN	FEB	MAR	TOTAL
FCT	183	135	154	472
Niger	96	64	73	233
Nasarawa	68	61	86	215
Lagos	57	49	90	196
Kaduna	53	61	81	195
Benue	55	37	53	145
Ogun	69	37	38	144
Edo	62	21	60	143
Oyo	48	36	45	129
Enugu	49	18	49	116
Gombe	45	49	22	116
Kano	33	31	51	115
Ondo	39	17	57	113
Ebonyi	41	27	38	106
Anambra	38	28	38	104
Kogi	36	27	39	102
Osun	51	26	25	102
Katsina	39	25	30	94
Plateau	38	37	18	93
Delta	26	32	27	85
Bauchi	20	31	33	84
Imo	20	22	31	73
Kwara	26	18	29	73
Adamawa	28	22	21	71
Zamfara	29	15	19	63
Taraba	16	8	21	45
Jigawa	12	17	12	41
Cross River	11	16	13	40
Rivers	8	14	17	39
Kebbi	0	15	22	37
Sokoto	13	7	17	37
Abia	9	8	13	30
Ekiti	5	13	10	28
Yobe	7	15	4	26
Akwa Ibom	6	9	7	22
Bayelsa	3	6	8	17
Borno	4	2	1	7

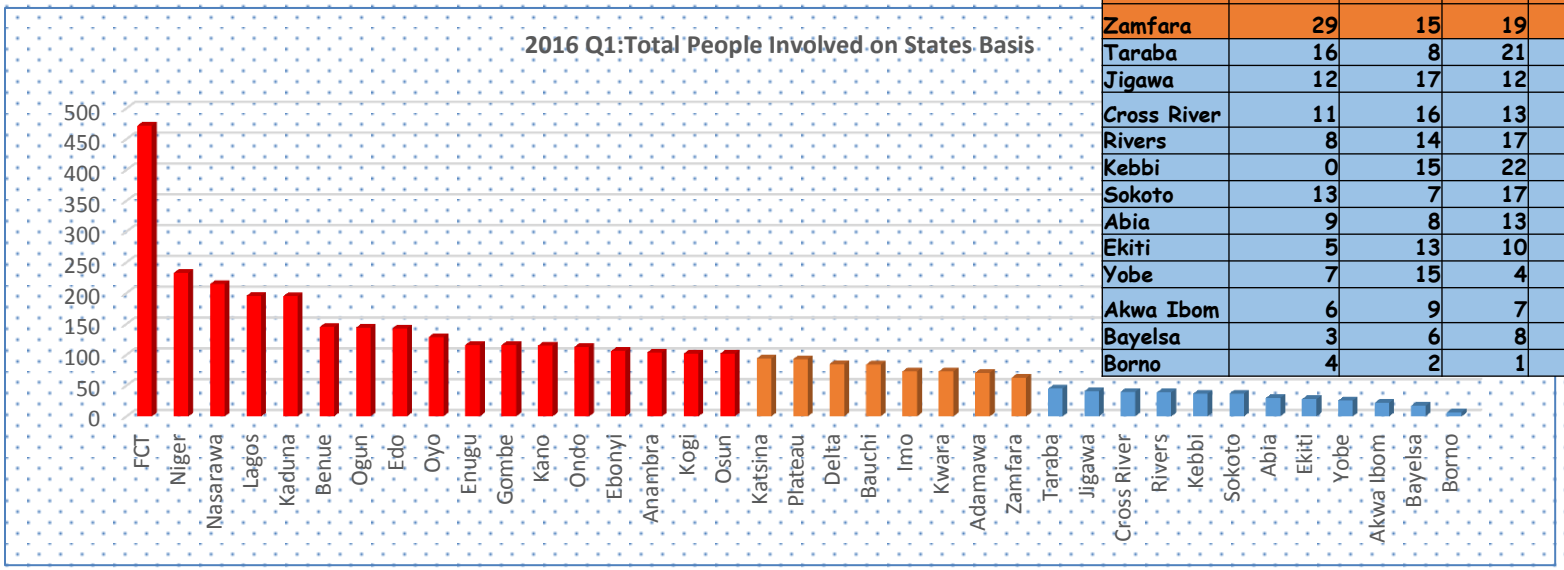

JAN-MARCH PERFORMANCE TREND FROM 2014 TO 2016

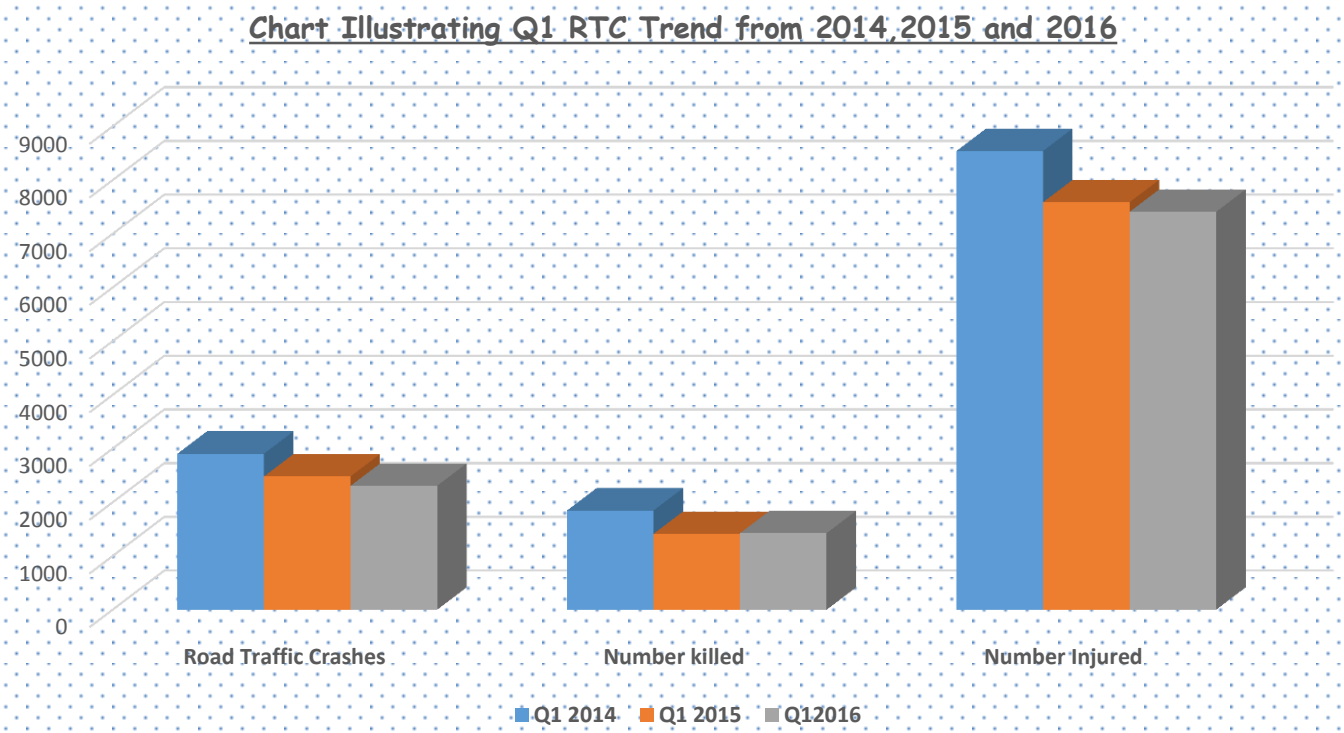

	Road Traffic Crashes	Number killed	Number Injured
Q1 2014	2907	1848	8543
Q1 2015	2483	1413	7587
Q1 2016	2308	1426	7409

Q1, 2016 and Q4, 2015: States Ranking

Position (Q1, 2016)	RTC (Jan-Mar, 2016)	Last Quarter rating	FATALITY	Last Quarter rating	INJURY	Last Quarter rating
1st	FCT	1st	KADUNA	1st	KADUNA	3rd
2nd	KADUNA	4th	OYO	16th	FCT	1st
3rd	NIGER	3rd	NIGER	7th	NIGER	6th
4th	NASARAWA	2nd	KOGI	3rd	OYO	18th
5th	LAGOS	6th	NASARAWA	10th	NASARAWA	2nd

States Ranking: Top 5 Leading States in RTC- Q1, 2016

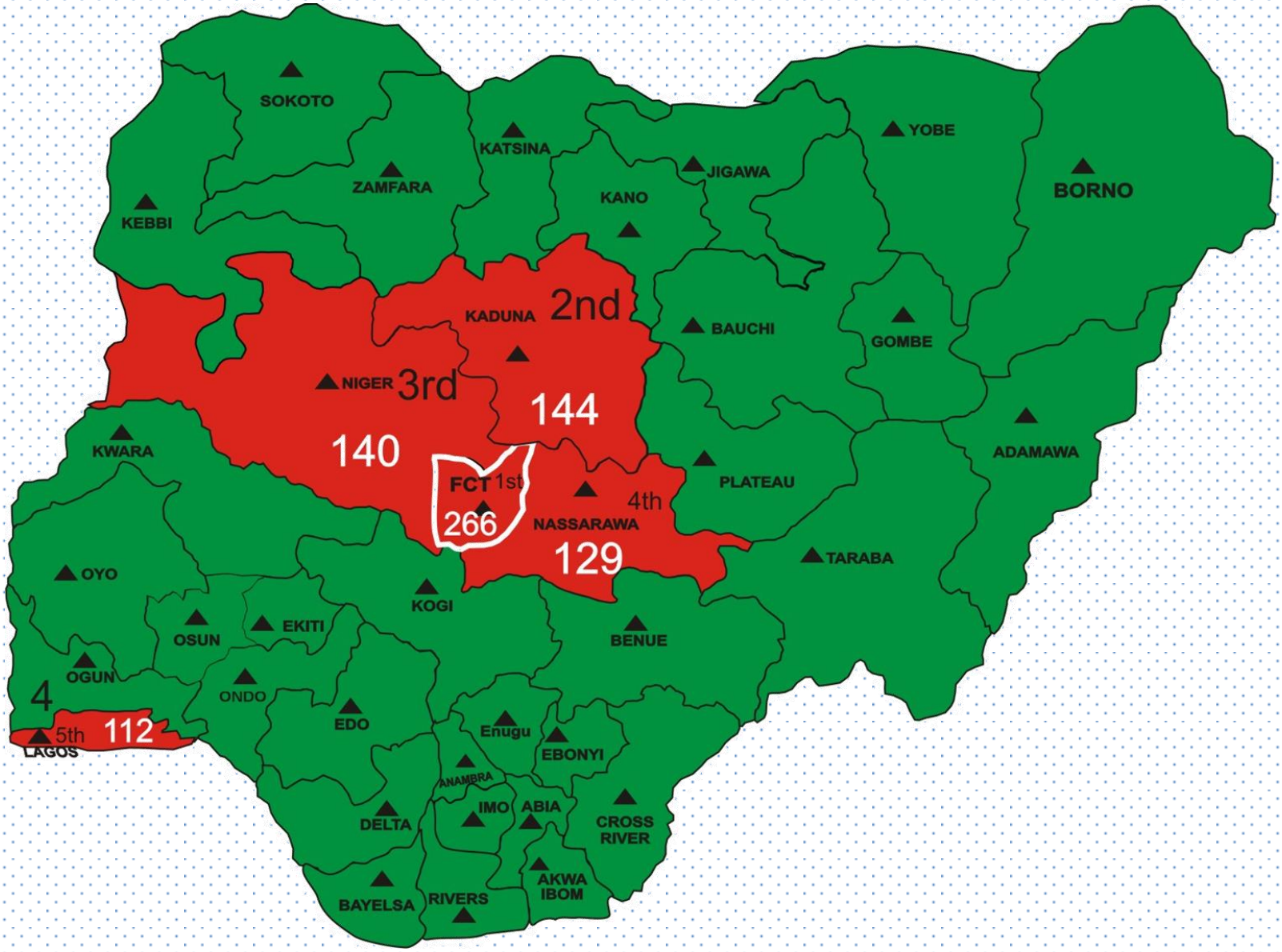

States Ranking: Top 5 Leading States in Fatality- Q1, 2016

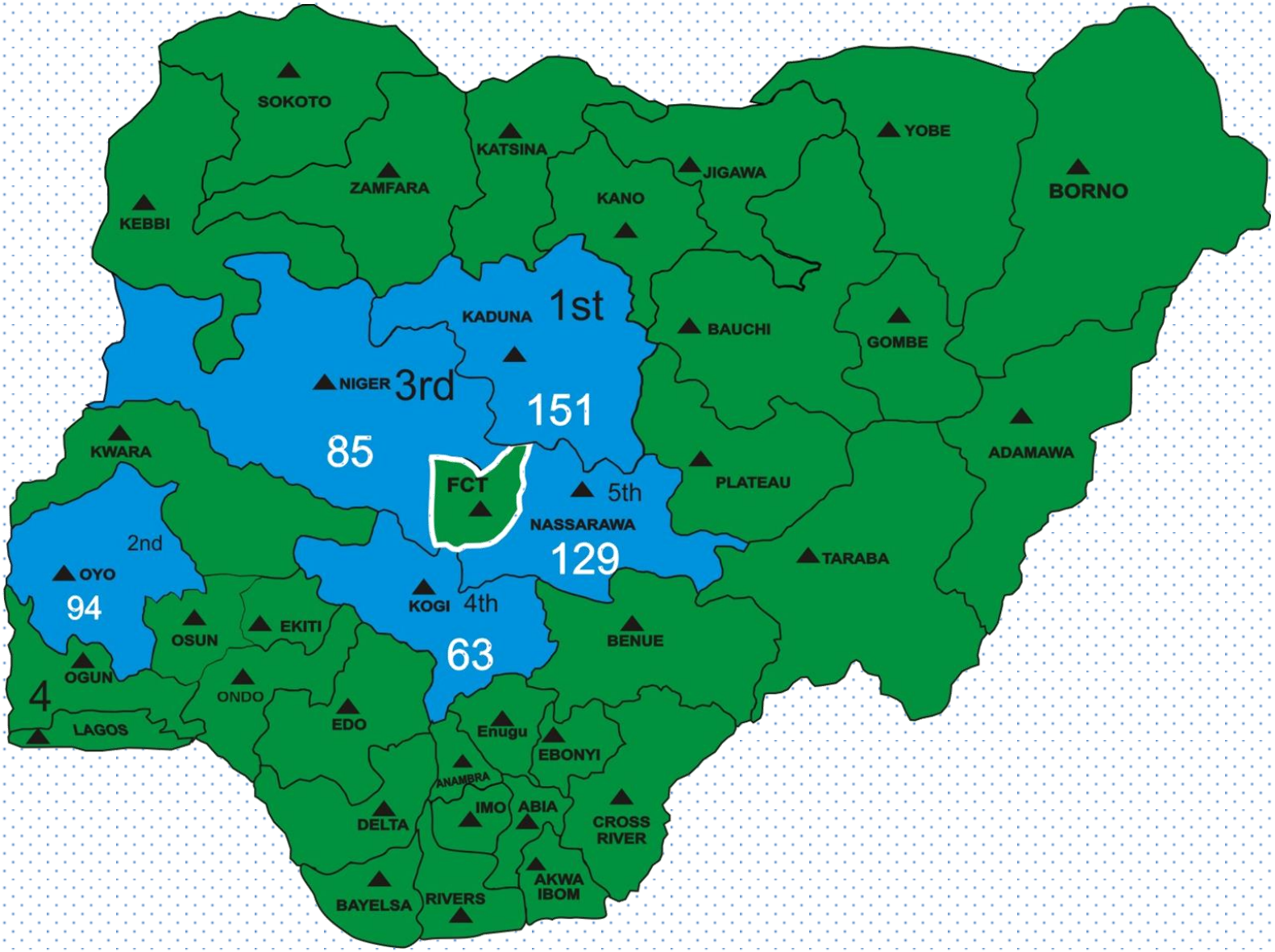

Route Analysis JAN 2016;TOTAL NUMBER OF RTCs AND NUMBER KILLED

ROUTE	No. OF RTC
ABUJA-LOKOJA	58
LAGOS-IBADAN	32
ABUJA-KUBWA	13
KEF-NYY	11
MKD-ALD	11
KAD-ZUBA	10
KTN-METRO	10
YLA-NUM	10
ENU-PHC	9
NYY-AYA	9
OYO-OGB	9
UMARU MUSA YAR'ADUA EXPRESSWAY	9
IKR-ISUA	8
MX-SUL	8
AKR-OWO	7
AKW-LAF	7
CRM-ZAR	7
KAD-DOKA	7
KEF-GAR	7
SGB-GBN	7
9TH MILE-ENU	6
AKL-ENU	6
AWK-ENU	6
BEN-OLUKU	6
BEN-ORE	6
GME-BIU	6
IBADAN METROPLIS	6
ILR-OGBO	6
JBD-ORE	1. 6
SBW-ZUBA	6

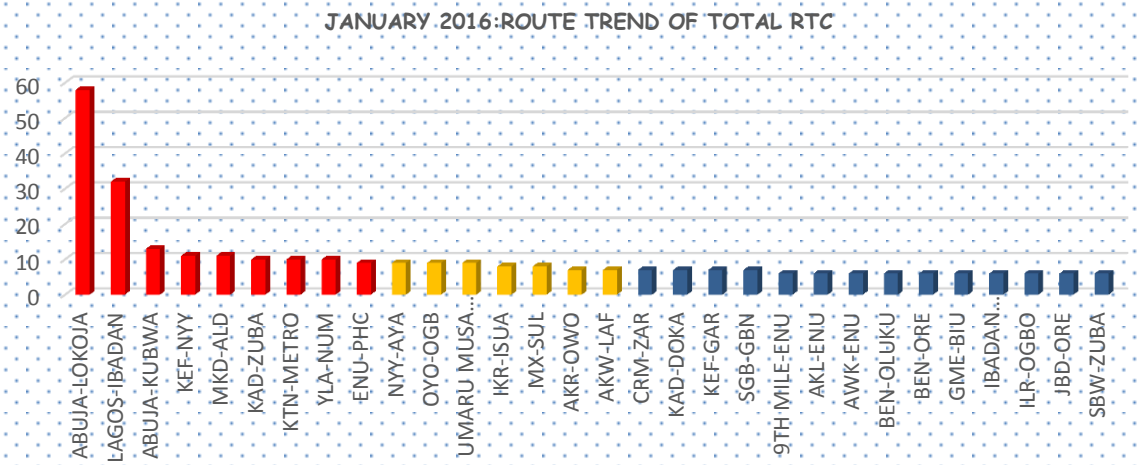

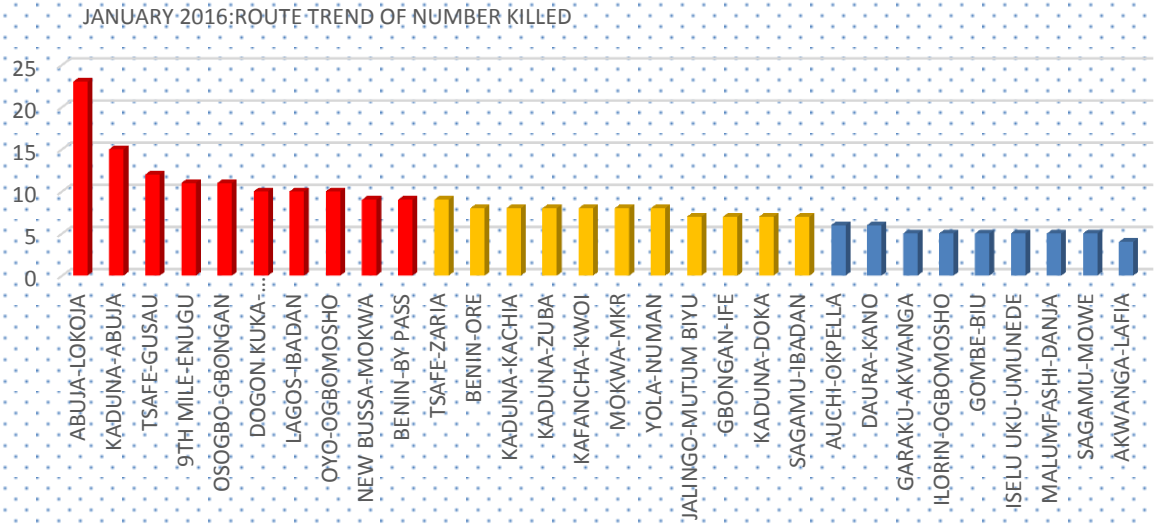

ROUTE	NUMBER KILLED
ABUJA-LOKOJA	23
KADUNA-ABUJA	15
TSAFE-GUSAU	12
9TH MILE-ENUGU	11
OSOGBO-GBONGAN	11
DOGON KUKA-DAMATURU	10
LAGOS-IBADAN	10
OYO-OGBOMOSHO	10
NEW BUSSA-MOKWA	9
BENIN-BY PASS	9
TSAFE-ZARIA	9
BENIN-ORE	8
KADUNA-KACHIA	8
KADUNA-ZUBA	8
KAFANCHA-KWOI	8
MOKWA-MKR	8
YOLA-NUMAN	8
JALINGO-MUTUM BIYU	7
GBONGAN-IFE	7
KADUNA-DOKA	7
SAGAMU-IBADAN	7
AUCHI-OKPELLA	6
DAURA-KANO	6
GARAKU-AKWANGA	5
ILORIN-OGBOMOSHO	5
GOMBE-BIU	5
ISELU UKU-UMUNEDE	5
MALUMFASHI-DANJA	5
SAGAMU-MOWE	5
AKWANGA-LAFIA	4

Route Analysis JAN 2016;TOTAL NUMBER INJURED AND NUMBER INVOLVED

ROUTE	NUMBER INJURED
ABUJA-LOKOJA	194
LAGOS-IBADAN	154
TSAFE-ZARIA	56
MAKURDI-GBOKO	56
TSAFE-GUSAU	53
KADUNA-DOKA	50
OYO-OGBOMOSHO	44
BENIN-ORE	36
NEW BUSSA-MOKWA	35
ENUGU-PORTHARCORT	35
9TH MILE-ENUGU	34
ABUJA-KUBWA	32
KADUNA-ZUBA	29
MOKWA-MKR	29
ISELU UKU-OKPELLA	29
TASHAR YARI-ZARIA	29
GOMBE-BIU	28
NGOR OKPALA-ABA	28
KAURA NAMODA-BMJ	28
YOLA-NUMAN	28
AKWANGA-LAFIA	26
ILORIN-OGBOMOSHO	26
CHAM-NUMAN	24
ISELU UKU-UMUNEDE	24
MOKWA-JEBBA	23
GBONGAN-IFE	23
JEBBA-SAADU	22
BAYERO-ZARIA	22
ISHIAGU-AFIKPO	22
KATSINA-MANI	21

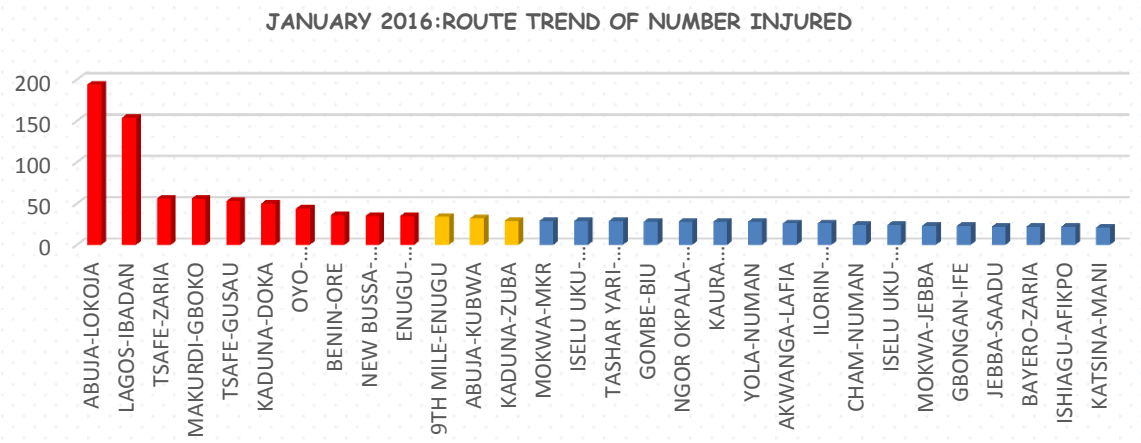

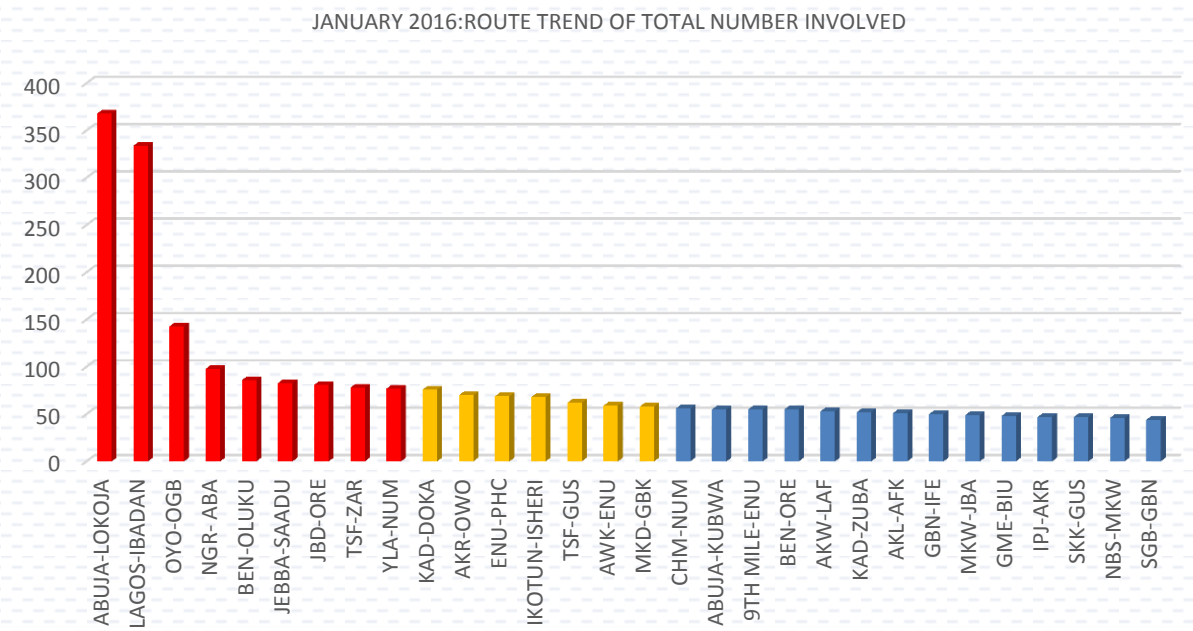

ROUTE	NUMBER PEOPLE INVOLVED
ABUJA-LOKOJA	368
LAGOS-IBADAN	334
OYO-OGB	143
NGR- ABA	98
BEN-OLUKU	86
JEBBA-SAADU	83
JBD-ORE	81
TSF-ZAR	78
YLA-NUM	77
KAD-DOKA	76
AKR-OWO	70
ENU-PHC	69
IKOTUN-ISHERI	68
TSF-GUS	62
AWK-ENU	59
MKD-GBK	58
CHM-NUM	56
ABUJA-KUBWA	55
9TH MILE-ENU	55
BEN-ORE	55
AKW-LAF	53
KAD-ZUBA	52
AKL-AFK	51
GBN-IFE	50
MKW-JBA	49
GME-BIU	48
IPJ-AKR	47
SKK-GUS	47
NBS-MKW	46
SGB-GBN	44

Route Analysis FEBRUARY 2016;TOTAL NUMBER OF RTCs AND NUMBER KILLED

ROUTE	No. OF RTC
ABUJA-LOKOJA	36
LAG-IBD	18
ABUJA-KUBWA	14
KAN-ZAR	10
NYANYA- AYA	10
KAD-ZUB	9
NEG-AKW	9
KTN-METRO	8
ABK-LAG	7
ASB-BEN	7
ENU-AKL	7
KAD-DKA	7
BYR-KAD	6
BYR-ZAR	6
DTR-DKK	6
ILS-IPJ	6
KEF-GAR	6
SGB-GBN	6
AWK-ENU	5
CHM-KLT	5
CHM-NUM	5
ENU-PHC	5
GBN-IBD	5
KONTAGORA TOWNSHIP	5
LFA-MKD	5
MKD-ALD	5
NUMAN RD	5
OLOORU-OKO	5
ONT-AWK	5
OYO-OGB	5

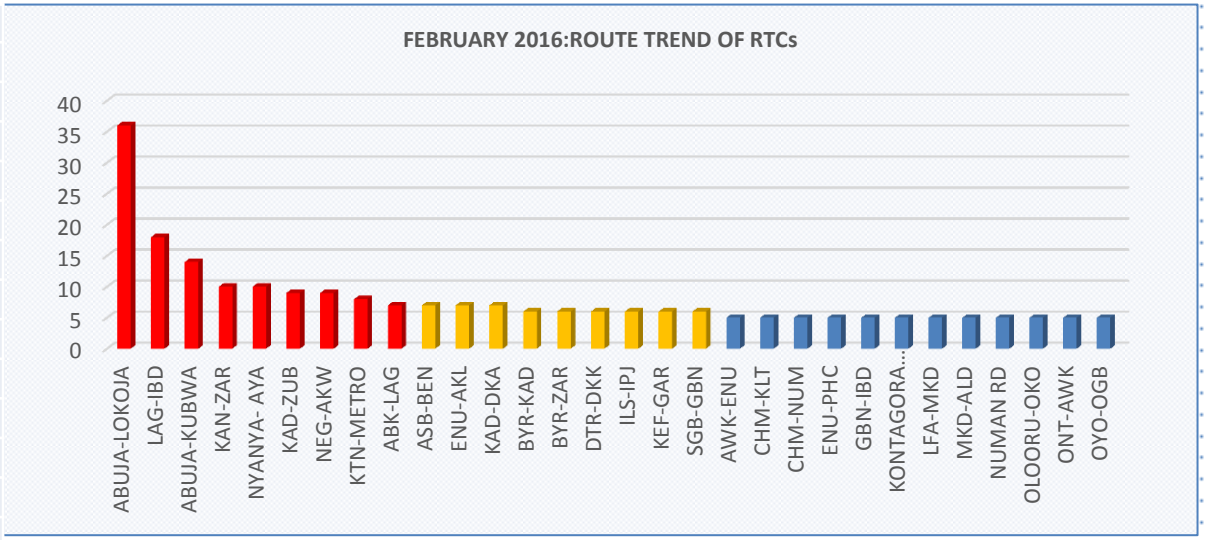

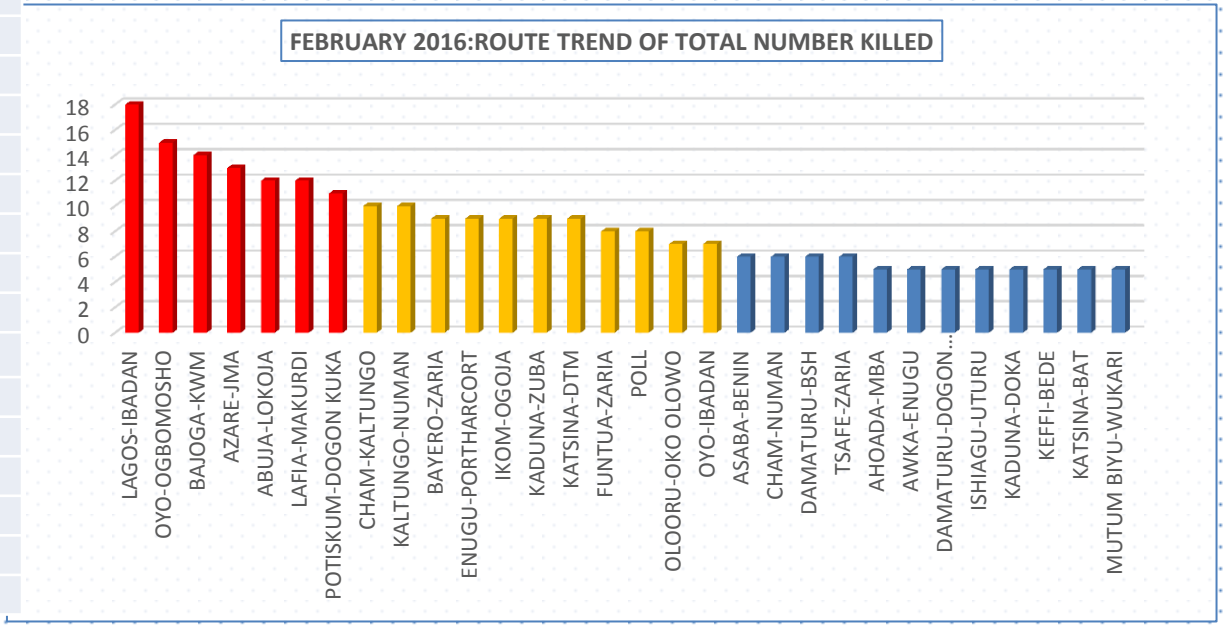

ROUTE	NUMBER KILLED
LAGOS-IBADAN	18
OYO-OGBOMOSHO	15
BAJOGA-KWM	14
AZARE-JMA	13
ABUJA-LOKOJA	12
LAFIA-MAKURDI	12
POTISKUM-DOGON KUKA	11
CHAM-KALTUNGO	10
KALTUNGO-NUMAN	10
BAYERO-ZARIA	9
ENUGU-PORTHARCORT	9
IKOM-OGOJA	9
KADUNA-ZUBA	9
KATSINA-DTM	9
FUNTUA-ZARIA	8
POLL	8
OLOORU-OKO OLOWO	7
OYO-IBADAN	7
ASABA-BENIN	6
CHAM-NUMAN	6
DAMATURU-BSH	6
TSAFE-ZARIA	6
AHOADA-MBA	5
AWKA-ENUGU	5
DAMATURU-DOGON KUKA	5
ISHIAGU-UTURU	5
KADUNA-DOKA	5
KEFFI-BEDE	5
KATSINA-BAT	5
MUTUM BIYU-WUKARI	5

Route Analysis FEBRUARY 2016;TOTAL NUMBER INJURED AND NUMBER INVOLVED

ROUTE	NUMBER INJURED
LAGOS-IBADAN	123
ABUJA-LOKOJA	108
KADUNA-DOKA	81
BIRNIN GWARI-FUNTUA	52
MAGONGO-OKENE	43
BAYERO-ZARIA	42
KANO-ZARIA	38
NASARAWA EGGON-AKWANGA	34
GOMBE-YOLA	33
ILESHA-IPETU IJESA	31
DAMATURU-DOGON KUKA	29
OYO-OGBOMOSHO	29
BAYERO-KADUNA	28
KATSINA-BAT	28
KATSINA-DTM	28
FUNTUA-KATSINA	26
NGR-ABA	26
ABEOKUTA-LAGOS	23
KATSINA METROPOLIS	22
DAMBATTA-KANO	20
FUNTUA-ZARIA	20
OYO-IBADAN	20
AWKA-ENUGU	19
DUTSE-RNG	19
MAKURDI-ALIADE	19
ABUJA-KUBWA	18
AHOADA-MBA	18
AKURE-OWO	18
JOS BYPASS-BAB	18
UGHELLI-WARRI	18

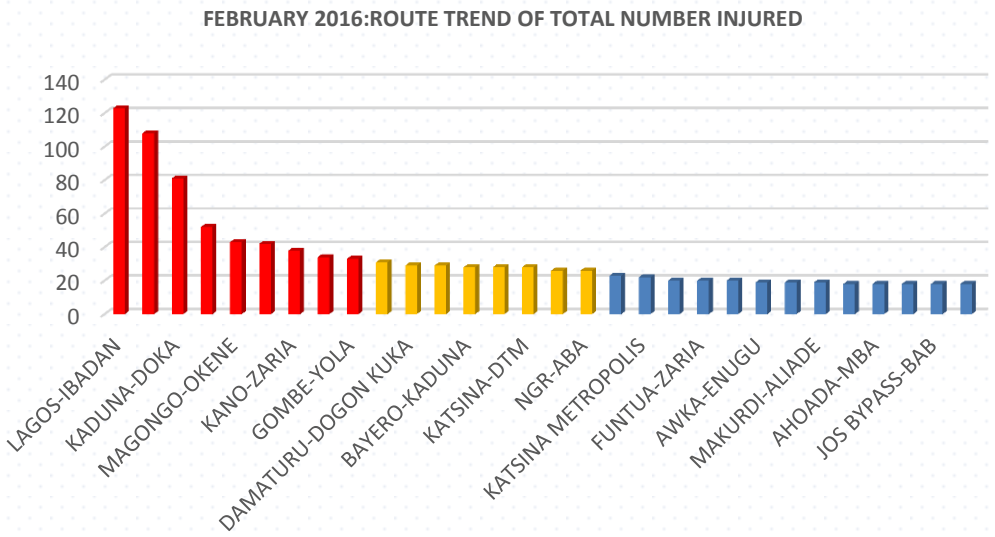

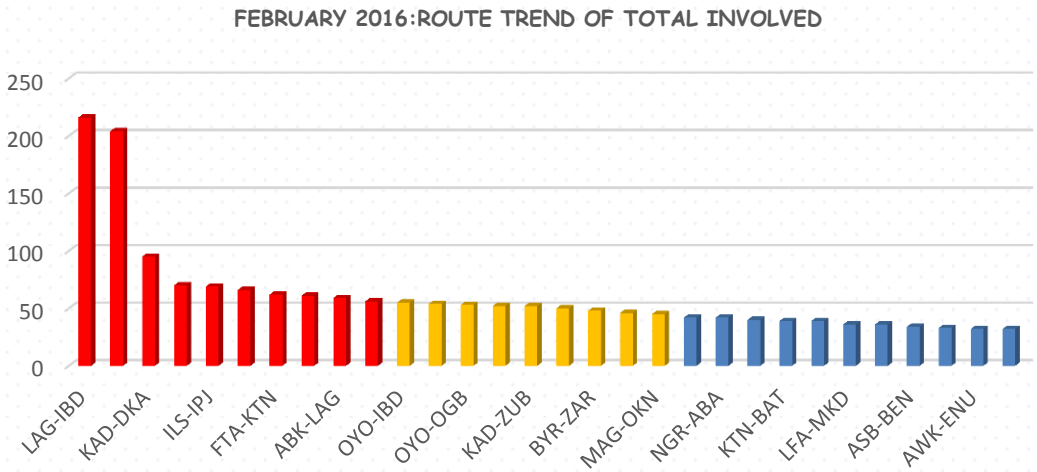

ROUTE	NUMBER PEOPLE INVOLVED
LAG-IBD	216
ABUJA-LOKOJA	204
KAD-DKA	95
DTR-DKK	70
ILS-IPJ	69
BYR-KAD	66
FTA-KTN	62
NEG-AKW	61
ABK-LAG	59
GBN-IBD	56
OYO-IBD	55
KAN-ZAR	54
OYO-OGB	53
BNG-FTA	52
KAD-ZUB	52
OLOORU-OKO	50
BYR-ZAR	48
GME-YLA	46
MAG-OKN	45
ABUJA-KUBWA	42
NGR-ABA	42
ALK-BAU	40
KTN-BAT	39
KTN-DTM	39
LFA-MKD	36
NYANYA-AYA	36
ASB-BEN	34
JEBBA-SAADU	33
AWK-ENU	32
ONT-AWK	32

Route Analysis MARCH 2016;TOTAL NUMBER OF RTCs AND NUMBER KILLED

ROUTE	No. OF RTC
ABUJA-LOKOJA	46
AKL-ENU	19
ABUJA-KUBWA	15
AKR-OWO	9
ABK-LAG	6
AKW-KEF	6
ABA-PHC	4
ABUDU BENIN ROAD	4
9TH MILE -NSK	3
AKW-AND	3
9TH MILE-ENU	2
ABU-LUG	2
ADO TOWNSHIP	2
AHODA/MBA	2
AKL-AFK	2
AKL-TOWNSHIP	2
9TH MILE- UDI	1
ABAK/OGOJA	1
ABK-SGM	1
ABUJA-BWARI	1
ADO-AKURE	1
AGBADO-IJOKO	1
AGBARA-TRADE FAIR	1
AGB-BEN	1
AGEGE	1
AHMADU BELLO WAY	1
AIRPORT-GIRI ROAD	1
AKL-EZZA	1
AKL-OGJ	1
AKR-IPETU	1
ZUR-SKK	1

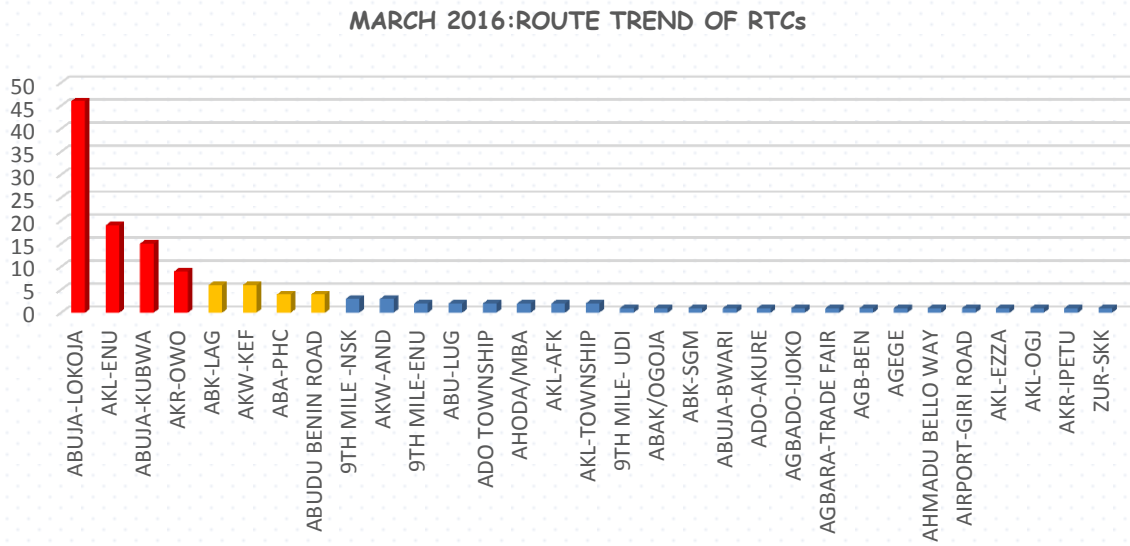

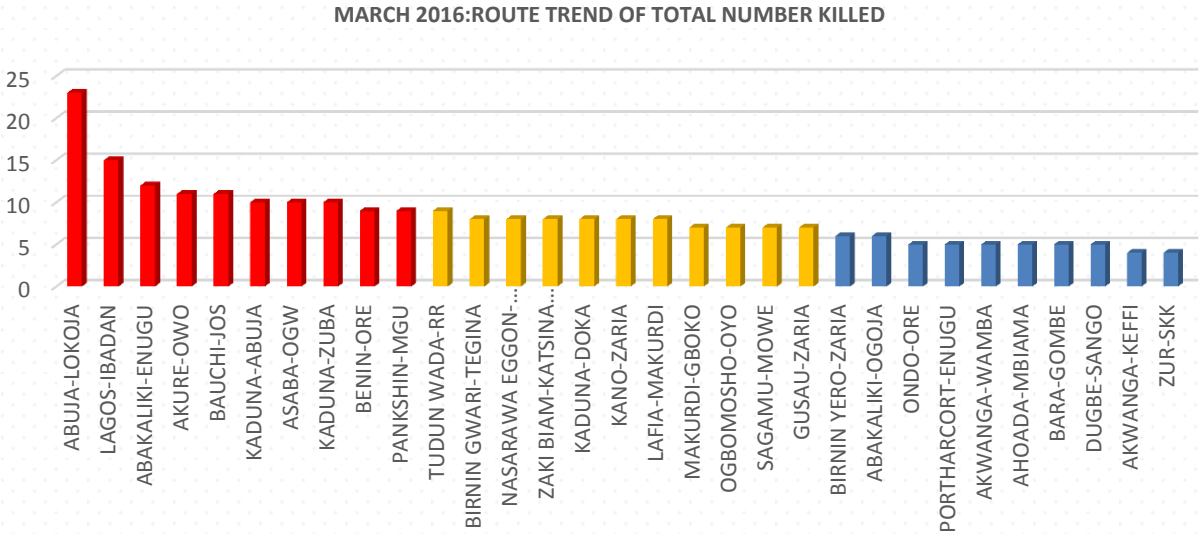

ROUTE	NUMBER KILLED
ABUJA-LOKOJA	23
LAGOS-IBADAN	15
ABAKALIKI-ENUGU	12
AKURE-OWO	11
BAUCHI-JOS	11
KADUNA-ABUJA	10
ASABA-OGW	10
KADUNA-ZUBA	10
BENIN-ORE	9
PANKSHIN-MGU	9
TUDUN WADA-RR	9
BIRNIN GWARI-TEGINA	8
NASARAWA EGGON-AKWANGA	8
ZAKI BIAM-KATSINA ALA	8
KADUNA-DOKA	8
KANO-ZARIA	8
LAFIA-MAKURDI	8
MAKURDI-GBOKO	7
OGBOMOSHO-OYO	7
SAGAMU-MOWE	7
GUSAU-ZARIA	7
BIRNIN YERO-ZARIA	6
ABAKALIKI-OGOJA	6
ONDO-ORE	5
PORTHARCORT-ENUGU	5
AKWANGA-WAMBA	5
AHOADA-MBIAMA	5
BARA-GOMBE	5
DUGBE-SANGO	5
AKWANGA-KEFFI	4
ZUR-SKK	4

Route Analysis MARCH 2016;TOTAL NUMBER INJURED AND NUMBER INVOLVED

ROUTE	NUMBER INJURED
ABUJA-LOKOJA	125
LAGOS-IBADAN	99
KANO-ZARIA	62
PORTHARCORT-ENUGU	57
KADUNA-ZUBA	46
AKURE-OWO	42
NASARAWA EGGON-AKWANGA	41
OGBOMOSHO-OYO	40
BENIN-ORE	36
NKALAGU-ENUGU	33
MAKURDI-LAFIA	32
IBADAN-IFE	31
KADUNA-ABUJA	31
ABAKALIKI-ENUGU	29
KADUNA-DOKA	29
TASHAR YARI-ZARIA	28
TRR-BAU	27
ZAK-WUKARI	27
AKWANGA-LAFIA	26
BIRNIN YERO-ZARIA	25
LAFIA-MAKURDI	25
MAKURDI-ALIADE	24
ABUDU BENIN ROAD	23
DUTSE-RNG	19
BIRNIN GWARI-TEGINA	19
BIRNIN YERO-KADUNA	19
NTEJE-AWKA	18
9TH MILE-ENUGU	17
GWANTU-FOREST	17
ABUJA-KUBWA	17
ZAR-FTA	0

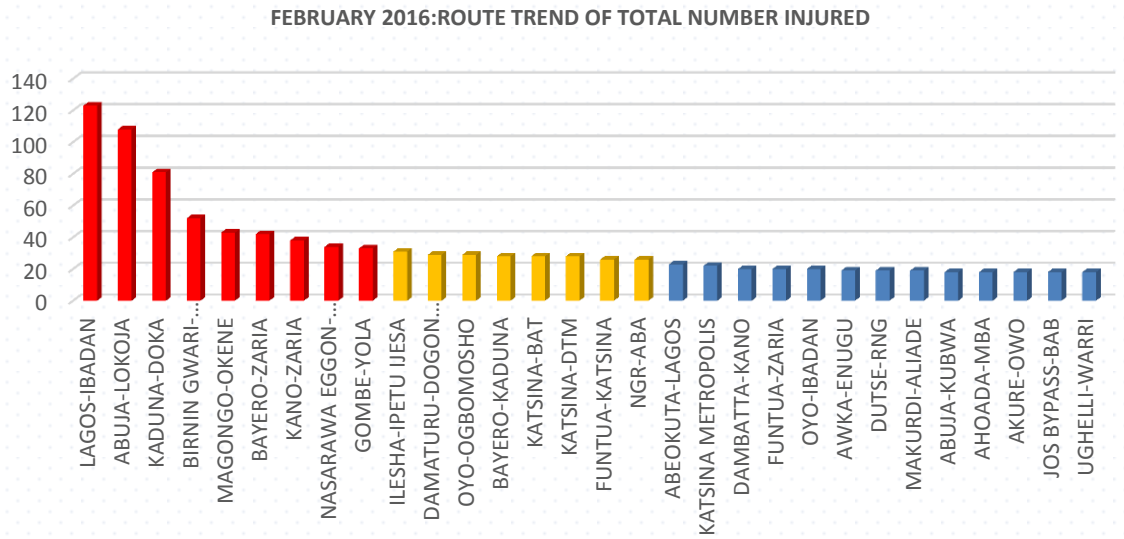

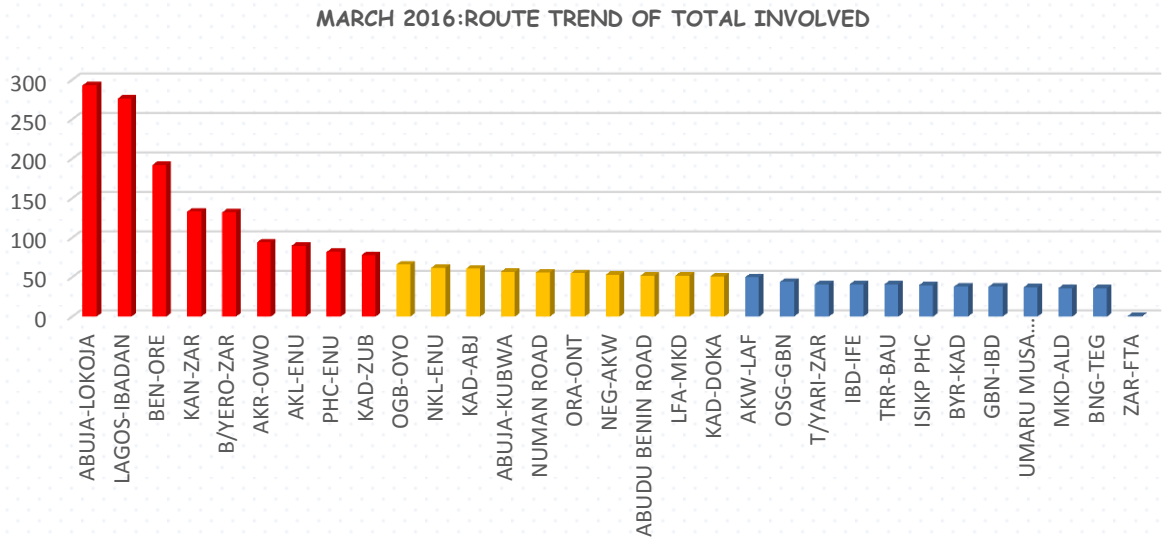

ROUTE	NUMBER PEOPLE INVOLVED
ABUJA-LOKOJA	293
LAGOS-IBADAN	276
BEN-ORE	192
KAN-ZAR	133
B/YERO-ZAR	132
AKR-OWO	94
AKL-ENU	90
PHC-ENU	82
KAD-ZUB	78
OGB-OYO	66
NKL-ENU	62
KAD-ABJ	61
ABUJA-KUBWA	57
NUMAN ROAD	56
ORA-ONT	55
NEG-AKW	53
ABUDU BENIN ROAD	52
LFA-MKD	52
KAD-DOKA	51
AKW-LAF	50
OSG-GBN	44
T/YARI-ZAR	41
IBD-IFE	41
TRR-BAU	41
ISIKP PHC	40
BYR-KAD	38
GBN-IBD	38
UMARU MUSA EXP/WAY	37
MKD-ALD	36
BNG-TEG	36
ZAR-FTA	1

RECOMMENDATIONS

1. The Corps commitment on aligning the operations of Fleet Operations through Stakeholder engagements should be sustained

2. The speed Limiter initiative should be re-awakened since speed still contributes significantly to road crashes and fatalities in the country

3. More action on prevention of tyre related crashes and other leading probable and other contributory factors should be intensified.

4. Having attained 44.2% of our targeted RTC focus for the year and 51.2% on Fatality between January-May, 2016 it is paramount to activate all machineries that will aid attaining the 2016 goals of the Corps

Recommendations (II)

5

The Corps should revisit the issue of overloading as the issue is gradually slipping off the firm control of the FRSC

6

The campaign on rear belt should be intensified as it would not only reduce fatality in the event of a road traffic crash but assist in combating overloading

7

The flying ticket initiative should be accelerated to enable the Corps exhibit elements of surprise in apprehending traffic offenders

8

Commands to continue deploying intelligence from analysis of their operations to appropriate resources for maximum impact, rather than covering all fields

Recommendations (III)

9 There is need to review curriculum of driving schools and build incentives around driving schools to attract voluntary attendance of driving schools before renewal of Driver's License

10 Provision of audio visual computerized systems at Driver's License Centers, to determine literacy capacity of applicants before renewal of Driver's License

11 Completion of the upload of Driver's License and Number Plates records on National Databank to drive the FRSC's goal of One - Driver - One - Record

Recommendations (IV)

12

The PAU will be willing to partner any command that require technical assistance in deploying Business Intelligence for efficiency

13

Commands should deploy a template for reporting FRSC's activities at their State or LGA Security Council meetings to drive robust FRSC participation

14

Commands should endeavor to submit correct RTC data , as they are deployed for National Planning and to meet FRSC future goal of data monetization

CONCLUSION

All efforts put in so far would yield results provided that enforcements and operational activities are stepped up on identified corridors.

The current RTC and Fatality Status are not convenient enough if the Corps hopes to attain set goals by the end of the year

Safety starts with

you

THANK YOU

Phone Only

SMS Only

CERTIFIED ISO 9001:2008 ORGANISATION

Call toll free on: 122
0700 – CALL - FRSC
0700 – 2255 – 3772

080 7769 0362

www.frsc.gov.ng