FEDERAL ROAD SAFETY CORPS
NATIONAL HEADQUARTERS, ABUJA

FRSC STATISTICAL DIGEST

2ND QUARTER, 2017 EDITION

Publisher
Boboye Oyeyemi, MFR, mni

Editorial Board

Editor-in-Chief
ACM Kayode Olagunju (PhD)
(HOD PRS)

Editor
CC UE Bello (HOS Statistics)

Asst. Editor/Graphics
DRC M Umar (PRS)

Secretary
ARC SO Egbujiobi (CS)

Members
DCC A Oki (MVA)
ACC LL Yilzoom (SERVICOM)
ACC AIG Omowa (TSSD)
ACC JO Asaolu (CS)
CRC OA Osang (CMO)
CRC EM Enya (CPEO)
SRC SO Olasupo (AHR)
RC CC Mgbabor (CLA)
DRC JO Samuel (PRS)
DRC U Nwanro (OPS)
DRC OB Adeyemi (CMRS)
DRC IA Alkali (F&A)
DRC IK Nnachi (TSC)
DRC OE Ogundare (SMP)
DRC EJ Ndiomu (COSEN)
DRC E Ogbole (CTSO)
DRC S Muhammad (CPRO)
ARC IO Adesegun (CP)

Editor's Suite

IMPLEMENTING THE NATIONAL ROAD SAFETY STRATEGY (NRSS) A PANACEA TO ROAD TRAFFIC CRASH REDUCTION

The national Road Safety Strategy (NRSS) 2011-2020 is a document developed using a safe system approach namely ROAD, HEALTH, ESTABLISMENT, VEHICLE and the USERS. The document as brain child of the Corps was developed out of the first Global Ministerial conference on Road Safety convened in 2019 and the subsequent declaration of the Decade of action on Road Safety (2011-2020).

The document set a far ambitious vision for road safety by seeking to achieve "A county where road crashes results in no death"

The Corps as lead agency is responsible to articulate, develop and coordinate all processes in driving the NRSS under the National Stakeholders Council. The Corps in this regard is focused and is in right track to achieving the objective of the implementation of the National Road Safety Strategy.

Through the steps that are necessary, the Corps secured the passage of the NRSS document at the National Assembly and the subsequent approval by the president and Commander-in-Chief of the Federal Republic of Nigeria. The Corps again under the present leadership quickly published for the composition and inauguration of the National Road Safety Committee as headed by the Vice President as required by the document. The Corps never relent but continue to be focused as it recently carried out a sensitization workshop on the implementation of the NRSS document where stakeholders were drawn from the Military and sister Paramilitary organization to start with.

Further commitment to the engagement of other stakeholders is therefore desirable in view of the need for the entrenchment of road safety ideals in the society. At the end of the tunnel when the requirement of NRSS document must have been implemented, safety consciousness would be high thereby bringing down the rate of road crashes.

ACM Kayode OLAGUNJU (PhD), FCLIT
Head, Policy Research and Statistics Department
Editor-In-Chief

TABLE OF CONTENTS

SN	Departments	Abbreviation	Page
1	Operations	OPS	5
2	Administration And Human Resources	AHR	7
3	Finance And Accounts	F&A	9
4	Motor Vehicle Administration	MVA	12
5	Corps Legal Office	CLO	22
6	Corps Medical And Rescue Services	CMRS	23
7	Corps Public Education Office	CPEO	29
8	Corps Transport Standardization Office	CTSO	31
9	Corps Secretary	CS	34
10	Corps Provost	CP	35
11	SERVICOM		37
12	Corps Procurement Office	CPRO	38
13	Policy Research and Statistics	PRS	39
14	Special Duties and Partnership	SDP	40
15	Training Standard and Certification	TSC	50
16	Corps Safety Engineering	COSEN	53

Table 1: Distribution Of FRSC Commands

S/N	ZONE	NO OF ZONAL COMMANDS	NO OF SECTOR COMMANDS	NO OF UNIT COMMANDS	NO OF OUTPOST	TOTAL NO OF FORMATIONS
1.	RS1, Kaduna	1	4	25	8	38
2.	RS2, Lagos	1	2	23	4	30
3.	RS3, Yola	1	3	10	0	14
4.	RS4, Jos	1	3	16	0	20
5.	RS5, Benin	1	3	20	2	26
6.	RS6, P/Harcourt	1	4	14	2	21
7.	RS7, Gwagwalada	1	2	19	11	33
8.	RS8, Ilorin	1	3	19	2	25
9.	RS9, Enugu	1	4	17	0	22
10.	RS10, Sokoto	1	3	8	1	13
11.	RS11, Osogbo	1	3	20	2	26
12.	RS12, Bauchi	1	3	11	0	15
	TOTAL	12	37	202	32	283

Table 2: Total War on Overloading (TOWCO)

S/N	ZONE	TOTAL ARREST	PERCENTAGE (%)
1	RS1, Kaduna	7153	7
2	RS2, Lagos	17595	18
3	RS3, Yola	2856	3
4	RS4, Jos	5328	5
5	RS5, Benin	9744	10
6	RS6, P/Harcourt	8695	9
7	RS7, Gwagwalada	13486	14
8	RS8, Ilorin	7567	8
9	RS9, Enugu	8805	9
10	RS10, Sokoto	2546	3
11	RS11, Osogbo	11352	11
12	RS12, Bauchi	3695	4
	TOTAL	98822	100

Chart 1:Chart Illustrating War on Overloading (TOWCO)

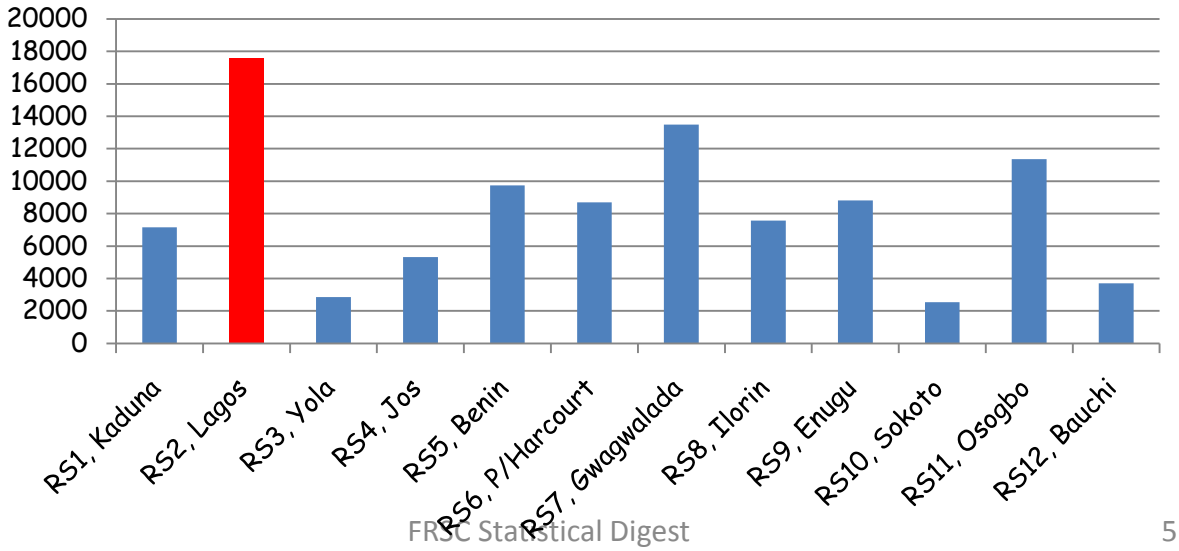

Table 3: SUMMARY OF OFFENDERS/OFFENCES

S/N	ZONE	TOTAL OFFENDERS	%	TOTAL OFFENCES	%
1.	RS1, Kaduna	14259	9	15546	9
2.	RS2, Lagos	23947	16	27789	16
3.	RS3, Yola	4718	3	5161	3
4.	RS4, Jos	9141	6	9852	6
5.	RS5, Benin	16118	11	19445	12
6.	RS6, P/Harcourt	12345	8	14836	9
7.	RS7, Gwarimpa	21671	14	22916	14
8.	RS8, Ilorin	9989	7	10686	6
9.	RS9, Enugu	12817	8	13522	8
10.	RS10, Sokoto	4658	3	4997	3
11.	RS11, Osogbo	15892	11	17831	11
12.	RS12, Bauchi	5540	4	5838	3
	TOTAL	151,095	100	168,419	100

Chart 2: Chart Illustrating Offenders/Offences

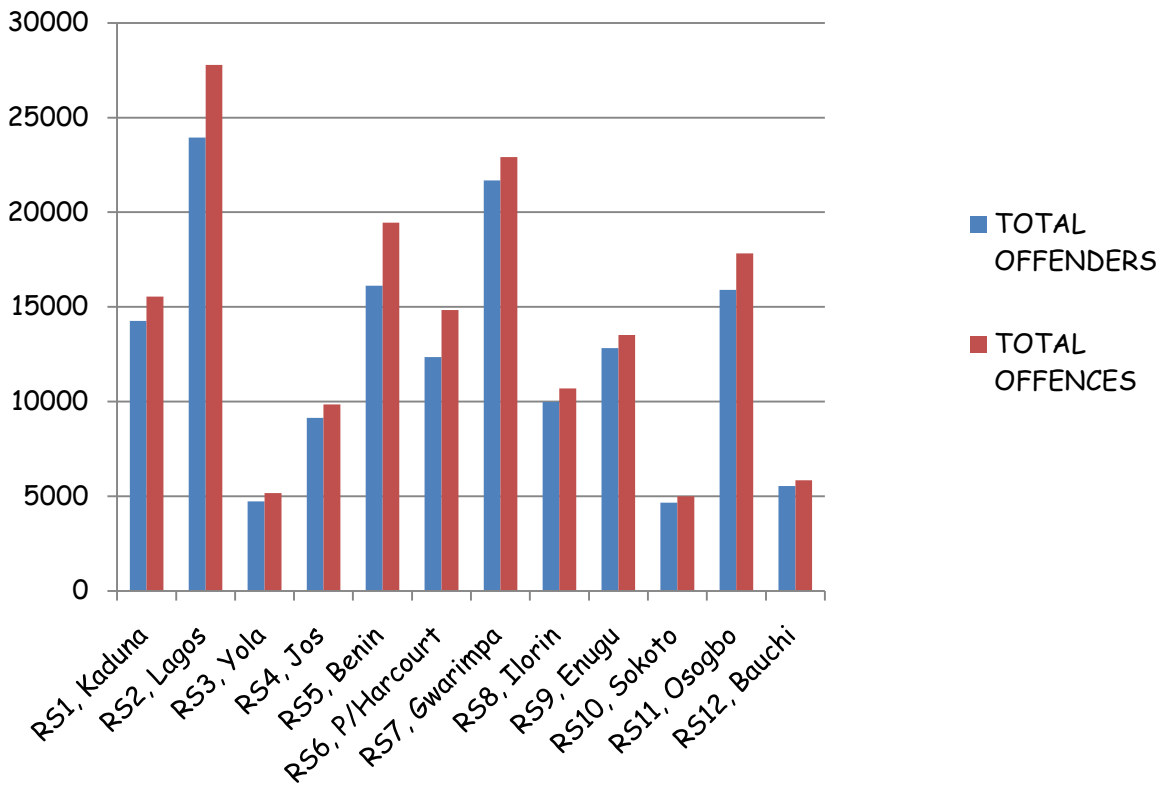

Admin and Human Resources

Table 4: General Admin Activities

S/N	Activity/Programme	No Received	No Treated	No Outstanding
a.	Application for Change of Name	20	20	0
b.	Request for Permission to get married/staff wedding proposal form.	125	125	0
c.	Application for Annual leave.	139	139	0
d.	Application for Maternity leave.	59	59	0
e.	Application for Paternity leave.	1	1	0
f.	Notification of Death	17	17	0
g.	Application for Pass	21	21	0
h.	Incoming Mails	496	496	0
i.	Outgoing Mails	458	458	0
	Total	**1336**	**1336**	0

Chart 3: General Admin Activities

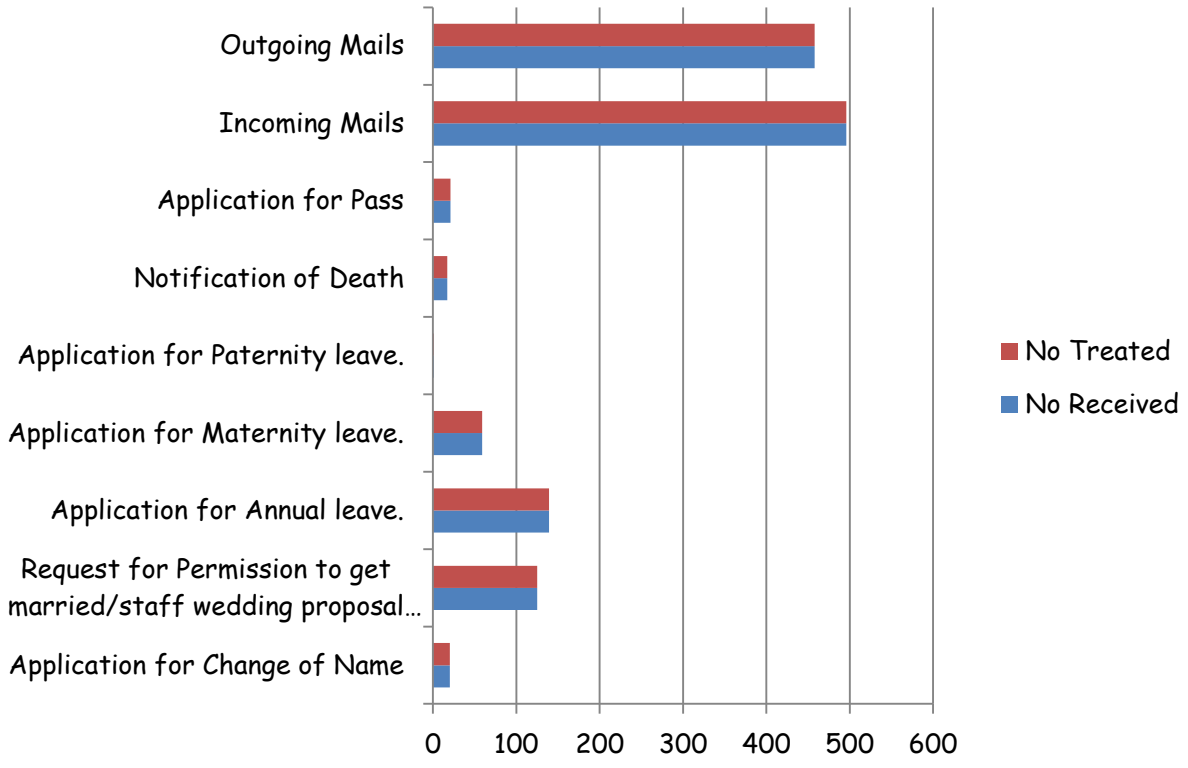

Table 5: Disciplinary Cases Treated

S/N	TYPES OF AWARD	1st Q	2nd Q
1	Queries	7	13
2	Review to CM	62	58
3	Major Entry	185	109
4	Minor Entry	18	5
5	Loss of Seniority	9	5
6	Reduction in Rank	1	0
7	Discharged and Acquitted	47	41
8	Appeals	23	5
9	Warning letter	12	20
10	Reprimand	13	10
11	Termination of Appointment (TA)	23	12
12	Lifting of salary	0	2
13	Severe Reprimand	2	6
14	Stoppage of salary	2	33
15	Response to Querry	4	0

Chart 4: Chart Illustrating Disciplinary Cases Treated

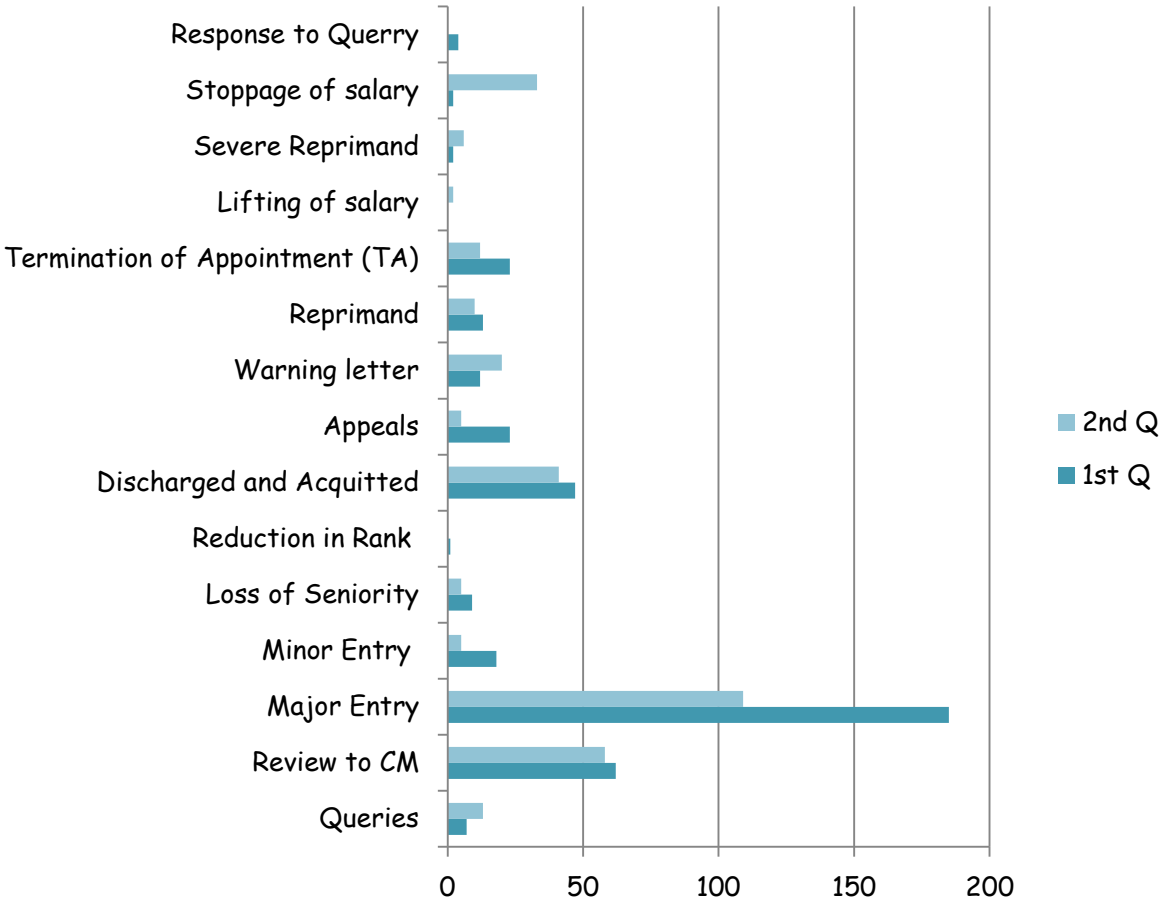

Table 6: Incoming Requests For Variation Of Staff Salaries (Officers)

INCOMING REQUESTS FOR VARIATION OF STAFF SALARIES (Officers)	NO. RECEIVED	NO. TREATED	ON-GOING
1st Quarter 2017	28	28	0
2nd Quarter 2017	64	64	0

Chart 5: Chart Illustrating Requests For Variation Of Staff Salaries (Officers)

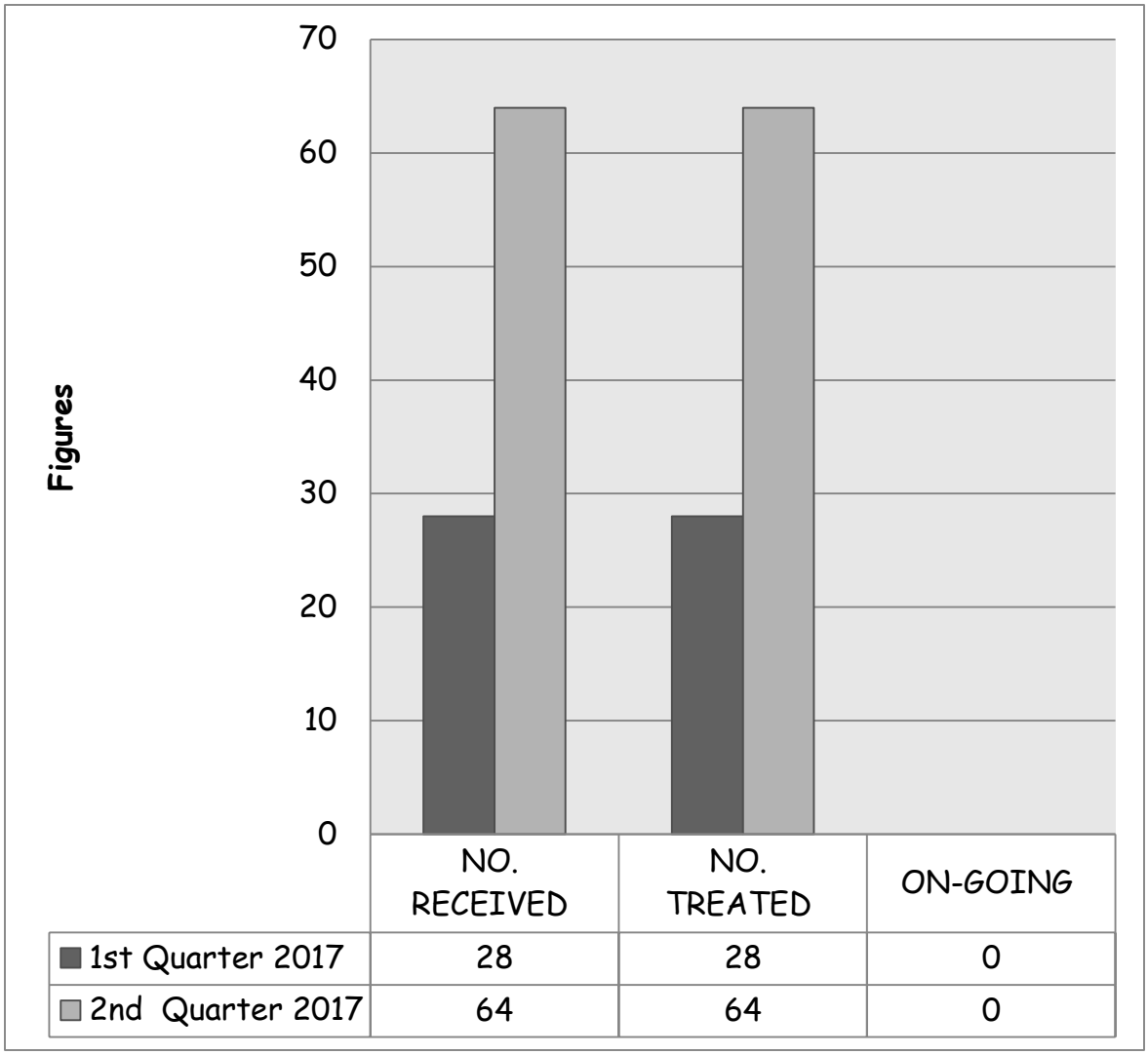

Table 7: Incoming Requests For Variation Of Staff Salaries (Marshals)

INCOMING REQUESTS FOR VARIATION OF STAFF SALARIES (Marshals)	NO. RECEIVED	NO. TREATED	ON-GOING
1st Quarter 2017	242	242	0
2nd Quarter 2017	226	226	0

Chart 6: Incoming Requests For Variation Of Staff Salaries (Marshals)

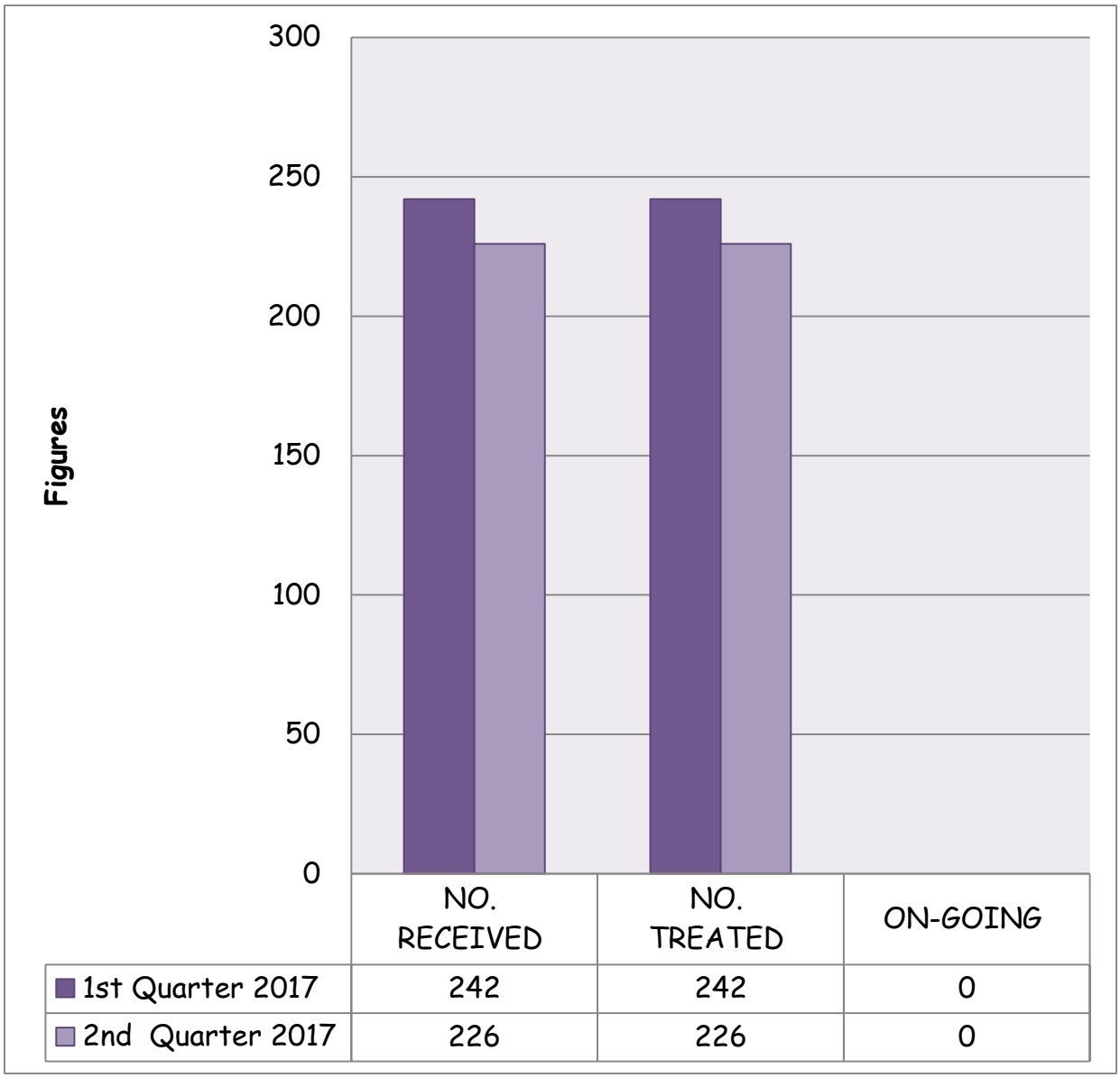

Table 8: Summary of Transfer Allowances Activities

TRANSFER ALLOWANCE COMPUTATION	NO. RECEIVED	NO. COMPUTED	ON-GOING
1st Quarter 2017	705	705	0
2nd Quarter 2017	110	110	0

Chart 7: Summary of Transfer Allowances Activities

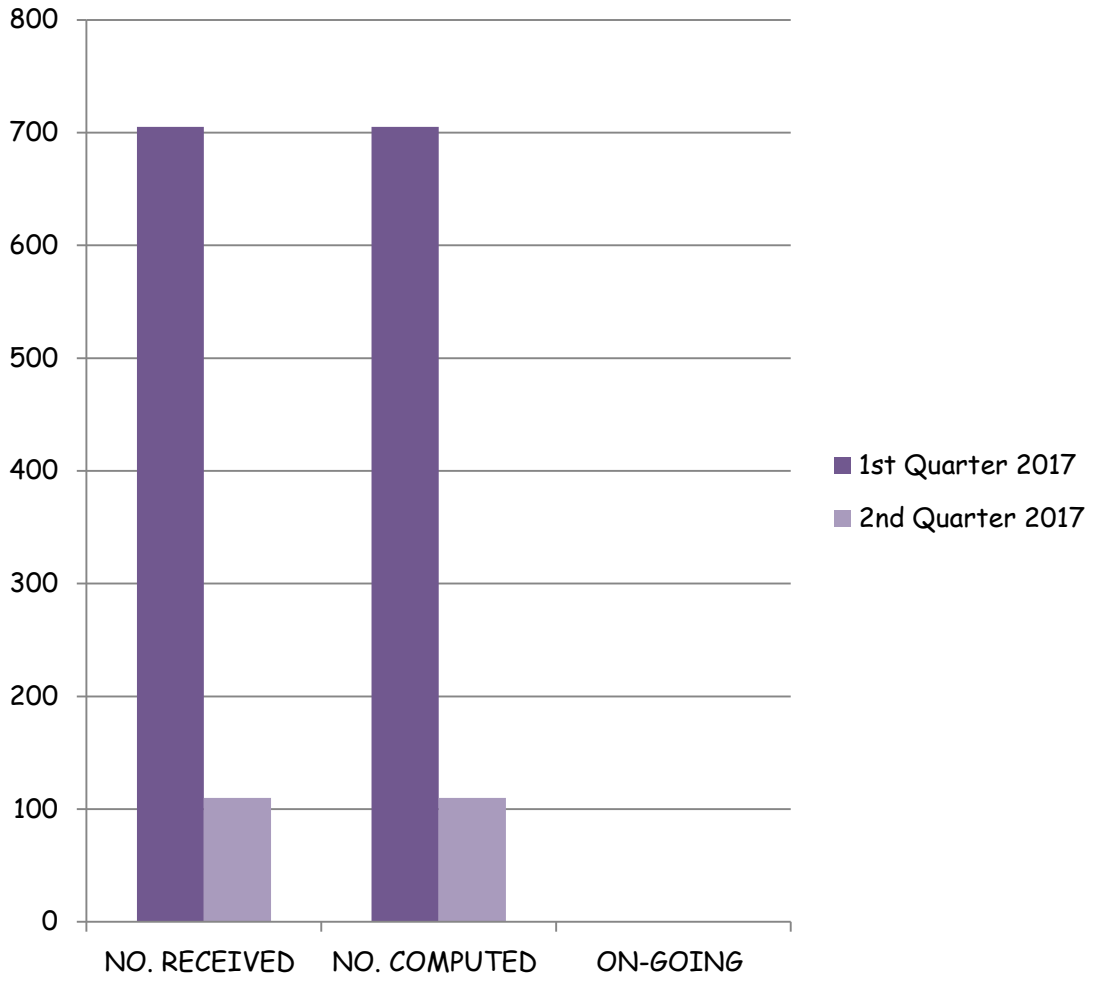

Motor Vehicle Administration

Table 9: Table Showing National Drivers License (NDL) Production.

S/N	State	No of Production
1	Abia	4,524
2	Adamawa	1,329
3	Akwa-Ibom	4,421
4	Anambra	6,522
5	Bauchi	1,155
6	Bayelsa	2,769
7	Benue	820
8	Borno	1,163
9	Cross-River	1378
10	Delta	9,778
11	Ebonyi	1,642
12	Edo	6,782
13	Ekiti	1,878
14	Enugu	6,641
15	FCT	19,806
16	Gombe	1,462
17	Imo	4,937
18	Jigawa	609
19	Kaduna	6,842
20	Kano	4,751
21	Katsina	1,286
22	Kebbi	431
23	Kogi	1,709
24	Kwara	4,026
25	Lagos	62,678
26	Nasarawa	2,908
27	Niger	2,552
28	Ogun	11,290
29	Ondo	4,140
30	Osun	4,182
31	Oyo	16,384
32	Plateau	3,226
33	Rivers	11,494
34	Sokoto	809
35	Taraba	698
36	Yobe	663
37	Zamfara	375
Total		**218,060**

Chart 8: National Driver License production

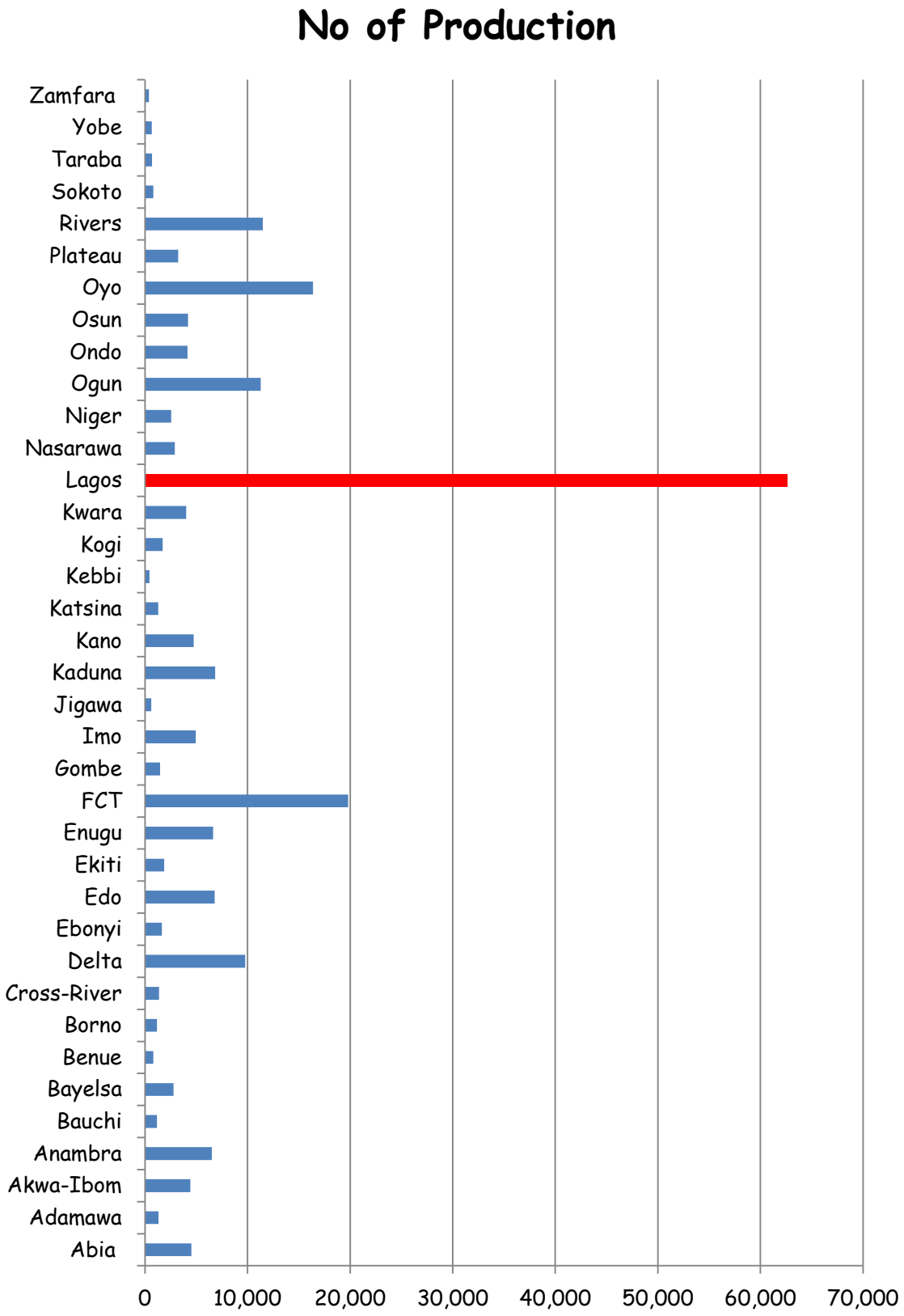

Table 10: Showing Comparative Analysis of NDL production between 2nd Qtr 2016 and 2nd Qtr 2017

2nd QUARTER 2016	2nd QUARTER 2017
218,060	**218,041**

Chart 9: Showing Comparative Analysis of NDL production between 2nd Qtr 2016 and 2nd Qtr 2017

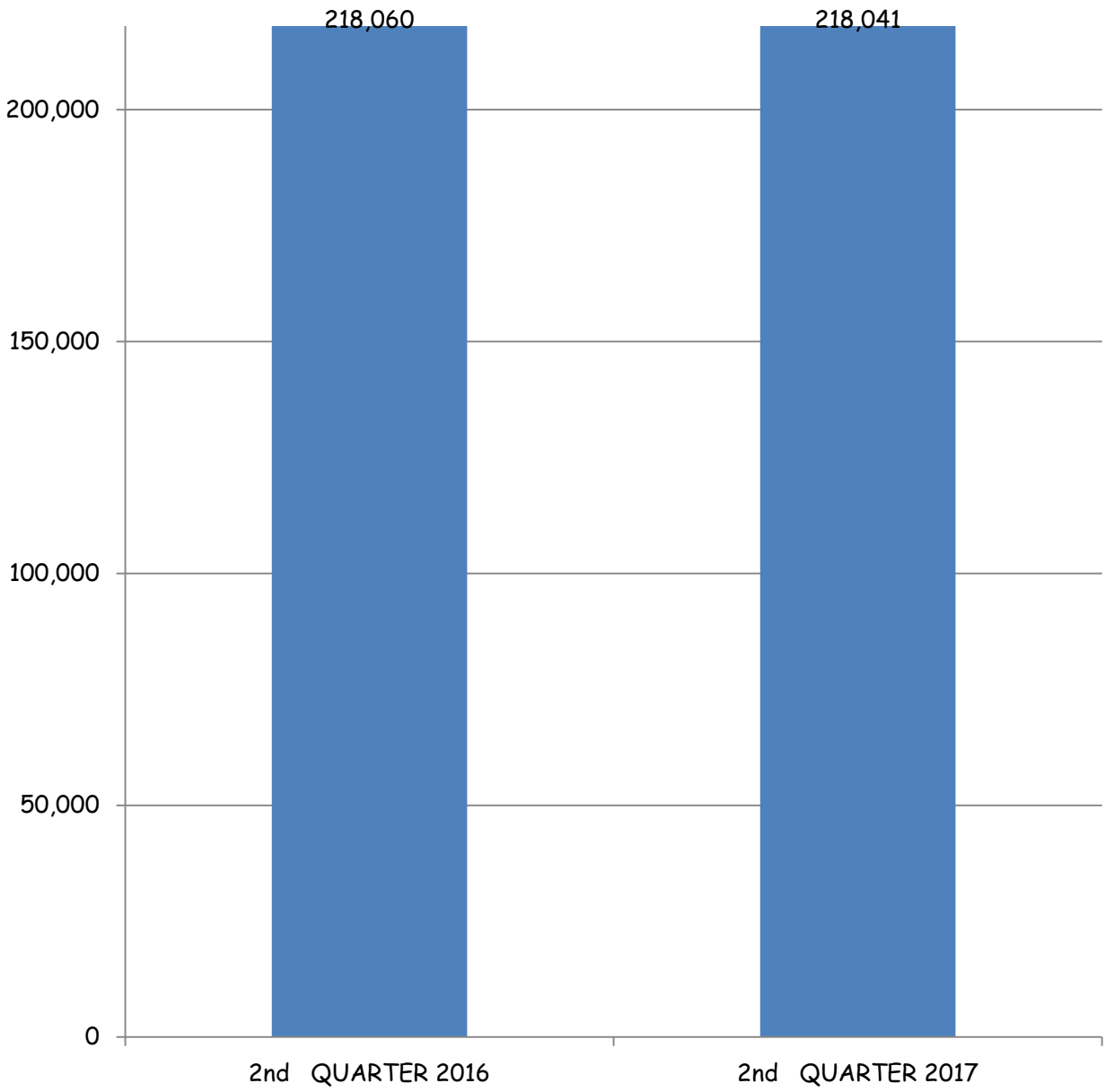

Table 11: Table Showing NDL Production by Categories

S/N	STATE	PRV	COMM	M/C	DIP	TOTAL
1	ABIA	4,493	31	0	0	4,524
2	ADAMAWA	1,314	15	0	0	1,329
3	AKWA-IBOM	4,412	9	0	0	4,421
4	ANAMBRA	6,517	5	0	0	6,522
5	BAUCHI	1,125	30	0	0	1,155
6	BAYELSA	2,760	9	0	0	2,769
7	BENUE	814	6	0	0	820
8	BORNO	1,163	0	0	0	1,163
9	CROSS RIVER	1,368	10	0	0	1,378
10	DELTA	9,754	24	0	0	9,778
11	EBONYI	1,607	35	0	0	1,642
12	EDO	6,778	4	0	0	6,782
13	EKITI	1,860	18	0	0	1,878
14	ENUGU	6,630	11	0	0	6,641
15	FCT	19,801	5	0	0	19,806
16	GOMBE	1,452	10	0	0	1,462
17	IMO	4,934	3	0	0	4,937
18	JIGAWA	607	2	0	0	609
19	KADUNA	6,829	13	0	0	6,842
20	KANO	4,750	1	0	0	4,751
21	KATSINA	1,280	6	0	0	1,286
22	KEBBI	426	5	0	0	431
23	KOGI	1,709	0	0	0	1,709
24	KWARA	4,010	16	0	0	4,026
25	LAGOS	60,587	2,091	0	0	62,678
26	NASARAWA	2,908	0	0	0	2,908
27	NIGER	2,517	35	0	0	2,552
28	OGUN	11,237	53	0	0	11,290
29	ONDO	4,105	35	0	0	4,140
30	OSUN	4,161	21	0	0	4,182
31	OYO	16,318	66	0	0	16,384
32	PLATEAU	3,223	3	0	0	3,226
33	RIVERS	11,458	36	0	0	11,494
34	SOKOTO	800	9	0	0	809
35	TARABA	698	0	0	0	698
36	YOBE	651	12	0	0	663
37	ZAMFARA	374	1	0	0	375
	TOTAL	**215,430**	**2,630**	**0**	**0**	**218,060**

Legend

PRV : Private NP: No Produced COMM: Commercial M/C : Motorcycle

Table 12: NDL Produced by Age / Sex Classification

S/N	STATE	AGE GROUP				SEX		TOTAL
		GRP1	GRP2	GRP3	TOTAL	MALE	FEMALE	
1	ABIA	1,202	1,969	1,353	4,524	3,324	1,200	4,524
2	ADAMAWA	461	556	312	1,329	1,124	205	1,329
3	AKWA-IBOM	1,611	1,695	1,115	4,421	4,016	405	4,421
4	ANAMBRA	2,067	2,975	1,480	6,522	5,620	902	6,522
5	BAUCHI	430	513	212	1,155	1,000	155	1,155
6	BAYELSA	890	1,269	610	2,769	2,264	505	2,769
7	BENUE	230	444	146	820	671	149	820
8	BORNO	428	451	284	1,163	1,000	163	1,163
9	CROSS RIVER	292	649	437	1,378	1,145	233	1,378
10	DELTA	3,032	4,352	2,394	9,778	7,606	2,172	9,778
11	EBONYI	744	611	287	1,642	1,430	212	1,642
12	EDO	2,136	2,880	1,766	6,782	5,658	1,124	6,782
13	EKITI	852	697	329	1,878	1,654	224	1,878
14	ENUGU	2,286	2,450	1,905	6,641	5,258	1,383	6,641
15	FCT	6,720	8,584	4,502	19,806	14,787	5,019	19,806
16	GOMBE	687	505	270	1,462	1,300	162	1,462
17	IMO	1,614	1,977	1,346	4,937	4,177	760	4,937
18	JIGAWA	167	306	136	609	570	39	609
19	KADUNA	2,027	3,187	1,628	6,842	5,590	1,252	6,842
20	KANO	1,224	2,264	1,263	4,751	4,201	550	4,751
21	KATSINA	345	659	282	1,286	1,105	181	1,286
22	KEBBI	215	145	71	431	380	51	431
23	KOGI	660	707	342	1,709	1,481	228	1,709
24	KWARA	1,752	1,496	778	4,026	3,439	587	4,026
25	LAGOS	23,615	25,363	13,700	62,678	40,642	22,036	62,678
26	NASARAWA	763	1,483	662	2,908	2,553	355	2,908
27	NIGER	1,191	910	451	2,552	2,208	344	2,552
28	OGUN	3,504	5,115	2,671	11,290	9,484	1,806	11,290
29	ONDO	1,297	1,794	1,049	4,140	3,328	812	4,140
30	OSUN	1,474	1,721	987	4,182	3,364	818	4,182
31	OYO	5,742	6,841	3,801	16,384	13,664	2,720	16,384
32	PLATEAU	1,330	1,236	660	3,226	2,803	423	3,226
33	RIVERS	3,561	4,597	3,336	11,494	8,909	2,585	11,494
34	SOKOTO	239	413	157	809	640	169	809
35	TARABA	267	284	147	698	556	142	698
36	YOBE	228	315	120	663	585	78	663
37	ZAMFARA	122	161	92	375	325	50	375
TOTAL		75,405	91,574	51,081	218,060	167,861	50,199	218,060

Table 13: MDAs/Military/Paramilitary/Diplomatic Corps Request for Production and Dispatch of Federal Government Number Plates for 2nd Quarter, 2017

S/N	Quarterly	No. of Requests from MDAs		No. of Request forwarded to the Plant		No. of Plate ordered by MDAs		No. of Plates received from the Plant		No. of dispatch to MDAs	
		MV	MC	MV	MC	MV	MC	MV	MC	MV	MC
Total		583	382	488	351	550	349	542	296	531	290

Chart 10: Number plates Produced

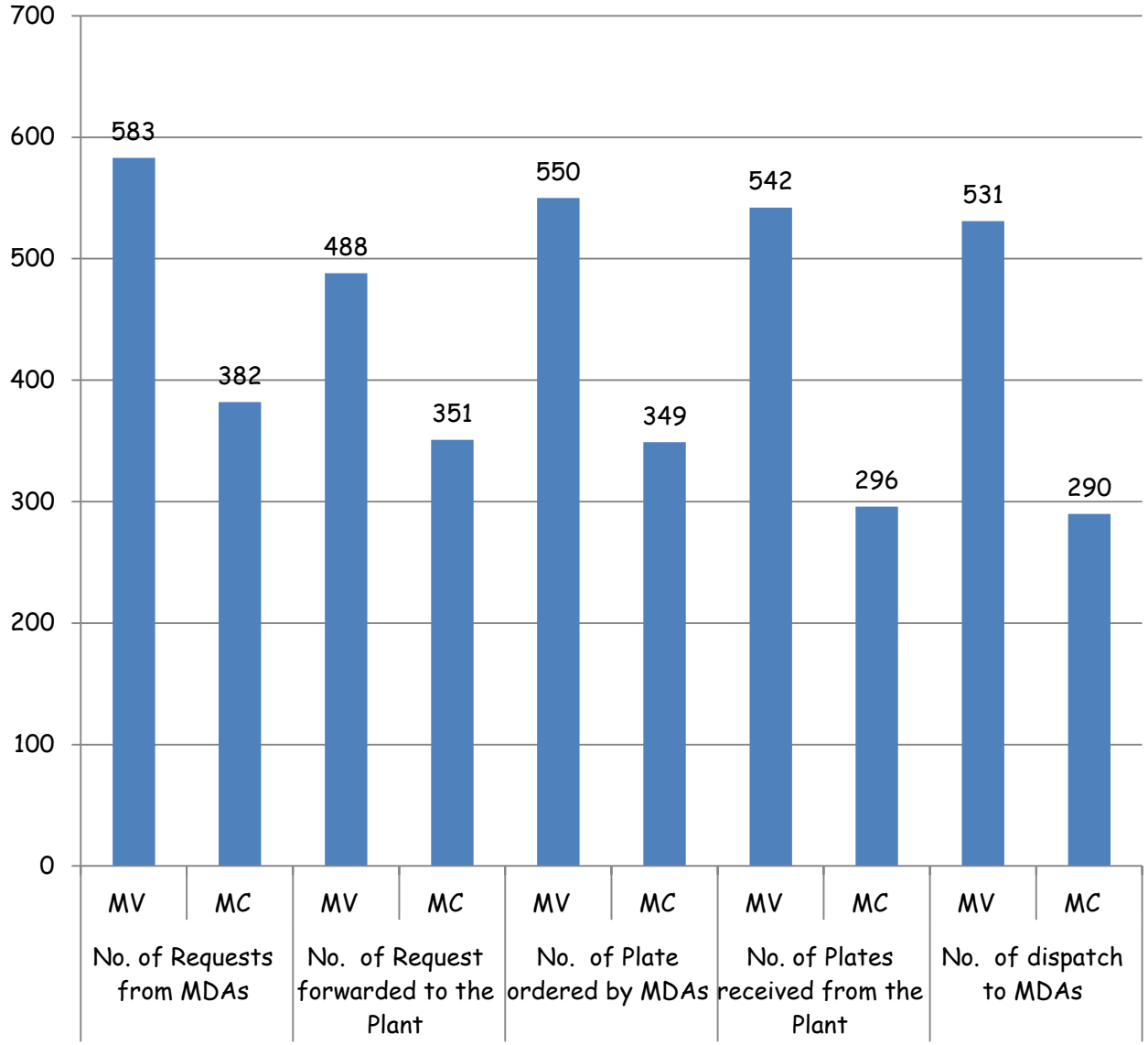

Table 14: NVIS Desk officers report Showing Comparative Analysis of Number of Vehicles Registered between 2nd Qtr 2016 and 2nQ Qtr 2017

No of Vehicles Registered		No of Data Uploaded		No of Data not Uploaded		No Issued with POC	
2nd Qrt. 16	2nd Qrt. 17	2nd Qrt. 16	2nd Qrt. 17	2nd Qrt. 16	2nd Qrt. 17	2nd Qrt. 16	2nd Qrt. 17
69,193	71,542	58,349	92,774	10,844	9,423	35,903	68,898

Chart 11: Number of Vehicle Registered

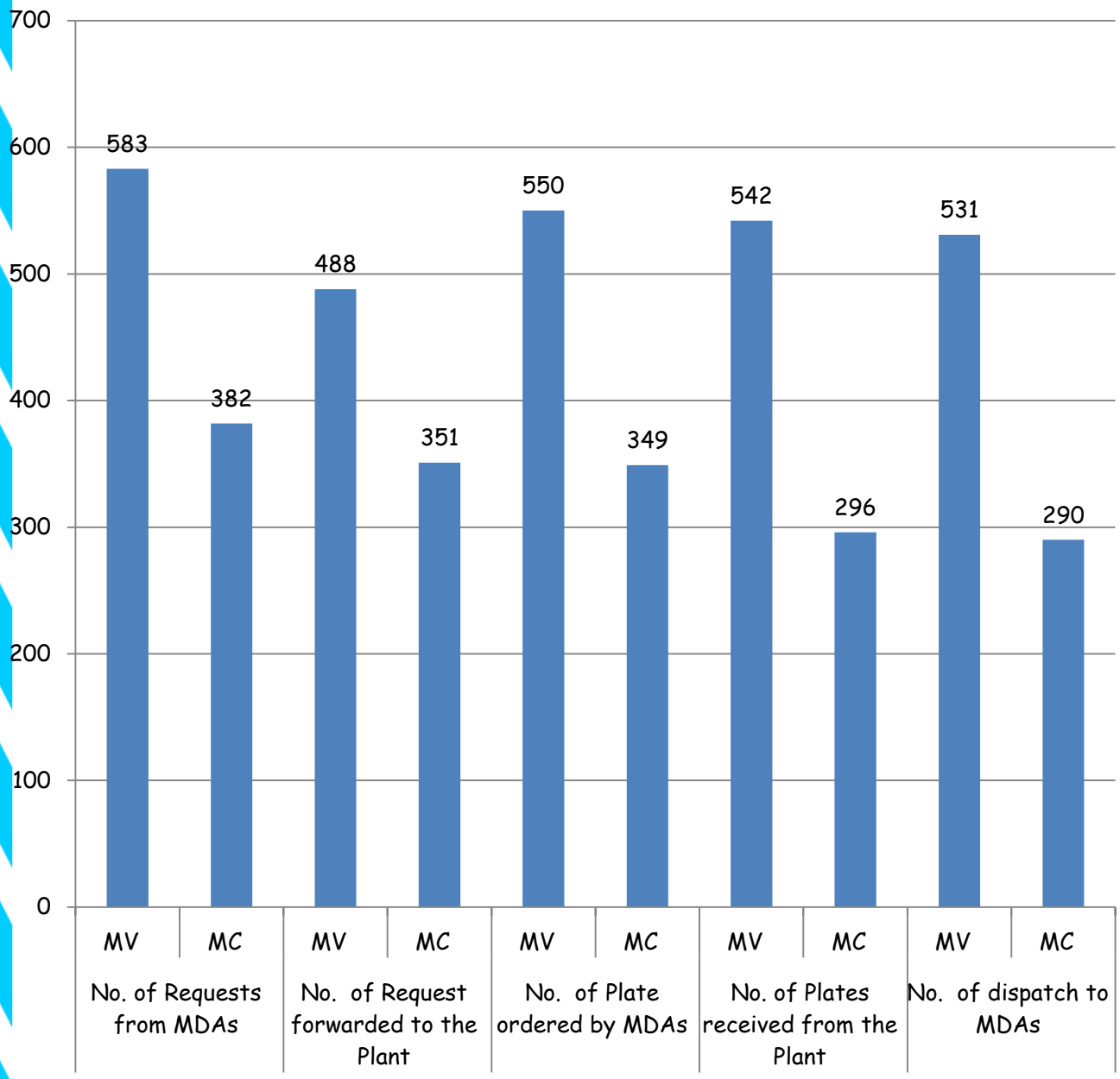

Table 15: NDL Produced by Class.

S/N	STATE	CLASSES									
		A	B	C	D	E	F	G	H	J	TOTAL
1	ABIA	0	2,557	0	0	20	0	0	0	0	**2,577**
2	ADAMAWA	0	1,687	0	0	8	0	0	0	0	**1,695**
3	AKWA-IBOM	0	1,595	0	0	4	0	0	0	0	**1,599**
4	ANAMBRA	0	4,476	0	0	5	0	0	0	0	**4,481**
5	BAUCHI	0	1,190	0	0	15	0	0	0	0	**1,205**
6	BAYELSA	0	2,646	0	0	17	0	0	0	0	**2,663**
7	BENUE	0	1,390	0	0	6	0	0	0	0	**1,396**
8	BORNO	0	1,465	0	0	0	0	0	0	0	**1,465**
9	CROSS RIVER	0	640	0	0	16	0	0	0	0	**656**
10	DELTA	0	7,993	0	0	23	0	0	0	0	**8,016**
11	EBONYI	0	1,884	0	0	54	0	0	0	0	**1,938**
12	EDO	0	6,794	0	0	6	0	0	0	0	**6,800**
13	EKITI	0	1,333	0	0	15	0	0	0	0	**1,348**
14	ENUGU	0	6,594	0	0	17	0	0	0	0	**6,611**
15	FCT	0	15,847	0	0	26	0	0	0	0	**15,873**
16	GOMBE	0	1,526	0	0	3	0	0	0	0	**1,529**
17	IMO	0	3,724	0	0	12	0	0	0	0	**3,736**
18	JIGAWA	0	722	0	0	0	0	0	0	0	**722**
19	KADUNA	0	4,233	0	0	12	0	0	0	0	**4,245**
20	KANO	0	4,875	0	0	1	0	0	0	0	**4,876**
21	KATSINA	0	1,787	0	0	10	0	0	0	0	**1,797**
22	KEBBI	0	480	0	0	0	0	0	0	0	**480**
23	KOGI	0	1,858	0	0	0	0	0	0	0	**1,858**
24	KWARA	0	3,200	0	0	18	0	0	0	0	**3,218**
25	LAGOS	0	85,529	0	0	2,478	0	0	0	0	**88,007**
26	NASARAWA	0	3,785	0	0	1	0	0	0	0	**3,786**
27	NIGER	0	1,966	0	0	11	0	0	0	0	**1,977**
28	OGUN	0	11,180	0	0	35	0	0	0	0	**11,215**
29	ONDO	0	4,569	0	0	27	0	0	0	0	**4,596**
30	OSUN	0	2,225	0	0	32	0	0	0	0	**2,257**
31	OYO	0	10,697	0	0	23	0	0	0	0	**10,720**
32	PLATEAU	0	3,090	0	0	6	0	0	0	0	**3,096**
33	RIVERS	0	11,612	0	0	11	0	0	0	0	**11,623**
34	SOKOTO	0	973	0	0	4	0	0	0	0	**977**
35	TARABA	0	613	0	0	0	0	0	0	0	**613**
36	YOBE	0	524	0	0	5	0	0	0	0	**529**
37	ZAMFARA	0	555	0	0	1	0	0	0	0	**556**
	TOTAL	**0**	**217,814**	**0**	**0**	**2,922**	**0**	**0**	**0**	**0**	**220,736**

Table 16: Table Showing the Breakdown of Number Plates Produced in 2nd Qtr 2016 Compared to 2nd Qtr 2017

S/N	Category	2nd quarter 2016	2nd quart. 2017	DIFFERENCE
1	Government Motor Vehicle	1147	644	**-503**
2	Government Articulated	0	0	**0**
3	Private Motor Vehicle	62,018	24,605	**-37,413**
4	Commercial Motor Vehicle	6,563	8,907	**2,344**
5	Articulated	9155	814	**-8,341**
6	Fancy	182	173	**-9**
7	Out of Series	73	44	**-29**
8	Military/Paramillitary	146	273	**127**
9	FG	251	760	**509**
10	Diplomatic	227	36	**-191**
	Rep	13	40	**27**
	Comp	17	84	**67**
11	Dealer	27	61	**34**
	Sub Total	**79,819**	**36,441**	**-43,378**
Motorcycle				
1	Government Motor Cycle	170	88	**-82**
2	Private Motor Cycle	21,972	3,260	**-18,712**
3	Commercial Motor Cycle	25,426	33,057	**7,631**
4	Military/Paramillitary Motor Cycle	1044	11482	**10,438**
5	Fancy	3	2	**-1**
6	FG	3	26	**23**
7	Dealer	3	0	**-3**
	Sub Total	**48,621**	**47,915**	**-706**
Reprint (NULS, Lagos)				
1	Motor Vehicle	49	40	**-9**
2	Motor Cycle	3	2	**-1**
	Sub Total	**52**	**42**	**-10**
Total Production				
a	Motor Vehicle	79,819	36,441	**-43,378**
b	Motorcycle	48,621	47,915	**-706**
c	Reprint	52	42	**-10**
	Grand Total	**128,492**	**84,398**	**-44,094**

Table 17: Showing Comparative Analysis of Number Plate production between 2nd Qtr 2016 and 2nd Qtr 2017

2nd QUARTER 2016	2nd QUARTER 2017
128,492	84,398

Chart 12: Showing Comparative Analysis of Number Plate production between 2nd Qtr 2016 and 2nd Qtr 2017

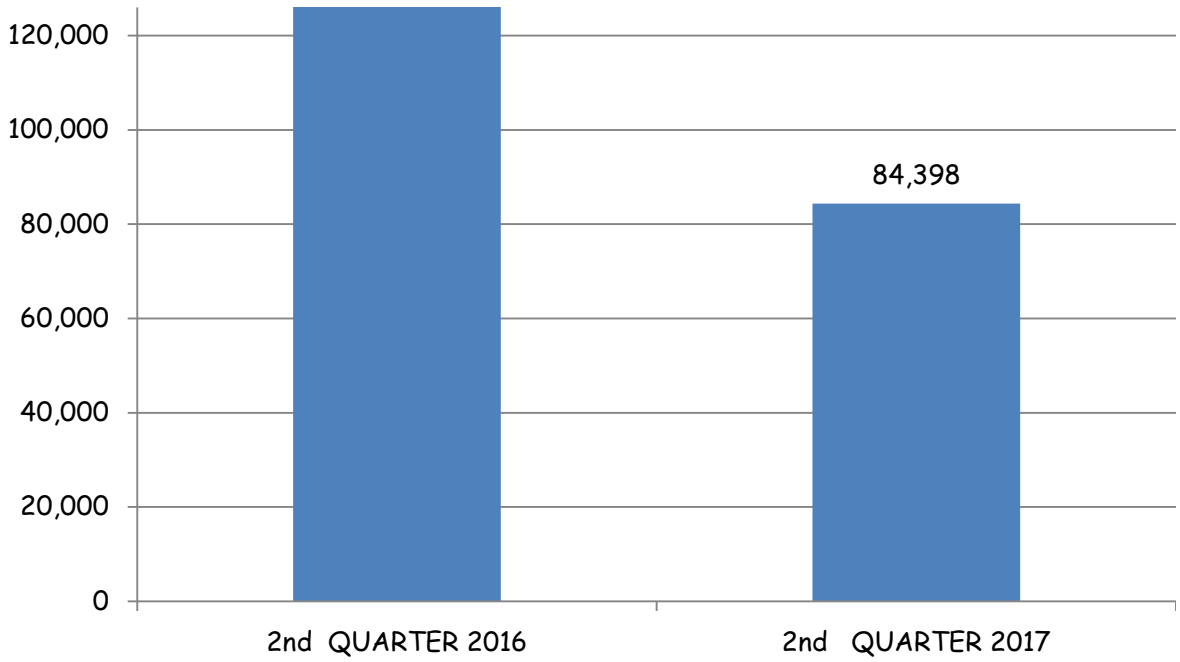

Corps Legal Office

Table 18: Summary of Activities

S/N	Subject Matter	Activities	Frequency for 1st Q	Frequency for 2nd Q
1	Number of Mobile Court sessions conducted within the quarter	Mobile Court Session	318	155
2	Number of offenders convicted and acquitted in Mobile Courts	Prosecuted	10323	3298
		convicted	9371	0
		Acquitted	952	296
3	Number of cases pending in regular Courts	173	173	159
		Civil cases	98	84
		Criminal cases:	75	75
4	Number of cases prosecuted by the Corps including Cases on Appeal	Criminal	75	0
5		Appeal (Civil)	1	10
6	Number of cases against the Corps	Cases	97	0
7	Number of cases won/lost in regular Courts	No. of cases won:(civil)	5	14
8		No. of case lost:(Civil)	1	3
9	Number of cases settled via Alternative Dispute Resolution(ADR)	Pending/Ongoing	1	2
10	Number of overstayed vehicles auctioned in the quarter under review.	Vehicles:	41	0
11	Number of MOUS, Tenancy Agreements and other Consultancy agreements prepared and	Prepared:	49	34
		Executed:	37	26

Table 19: Patients Attended to by FRSC Hospitals and Roadside Clinics Nationwide

S/N	COMMAND	RTC Cases	Medical Cases
1	RS1.16 KAKAU	39	112
2	RS1.17/BYERO	66	23
3	RS1.25 CHIROMAWA	24	54
4	RS1.33 KOZA	16	22
5	RS2.2 ITORI	10	157
6	RS2.25 SGM	44	102
7	RS3.13 GIREI	8	110
8	RS4.13 H/KIBO	78	83
9	RS4.23 K/ALA	16	140
10	RS4.24 ALIADE	3	148
11	RS4.3 SHABU	8	23
12	RS5.12OLUKU	124	358
13	RS5.23 I/UKU	1	35
14	RS5.33 NTEJE	1	109
15	RS6.11 ELEME	20	59
16	RS7.12 ABAJI	1	168
17	RS7.21 MOKWA	0	87
18	RS8.11 B/SAADU	22	79
19	RS8.12 OMU ARAN	6	51
20	RS8.15 OLOORU	40	160
21	RS8.34 ZARIAGI	7	33
22	RS9.32 KM 78 ABA	2	161
23	RS10.31 T. MAFARA	13	54
24	RS11.12 ILESHA	16	147
25	RS11.13 I/IJESHA	11	107
26	RS12.13 ALKALERI	1	189
	TOTAL	577	2771

Chart 13: RTC Cases and Medical Cases Chart illustrating Summary of Patients Attended to

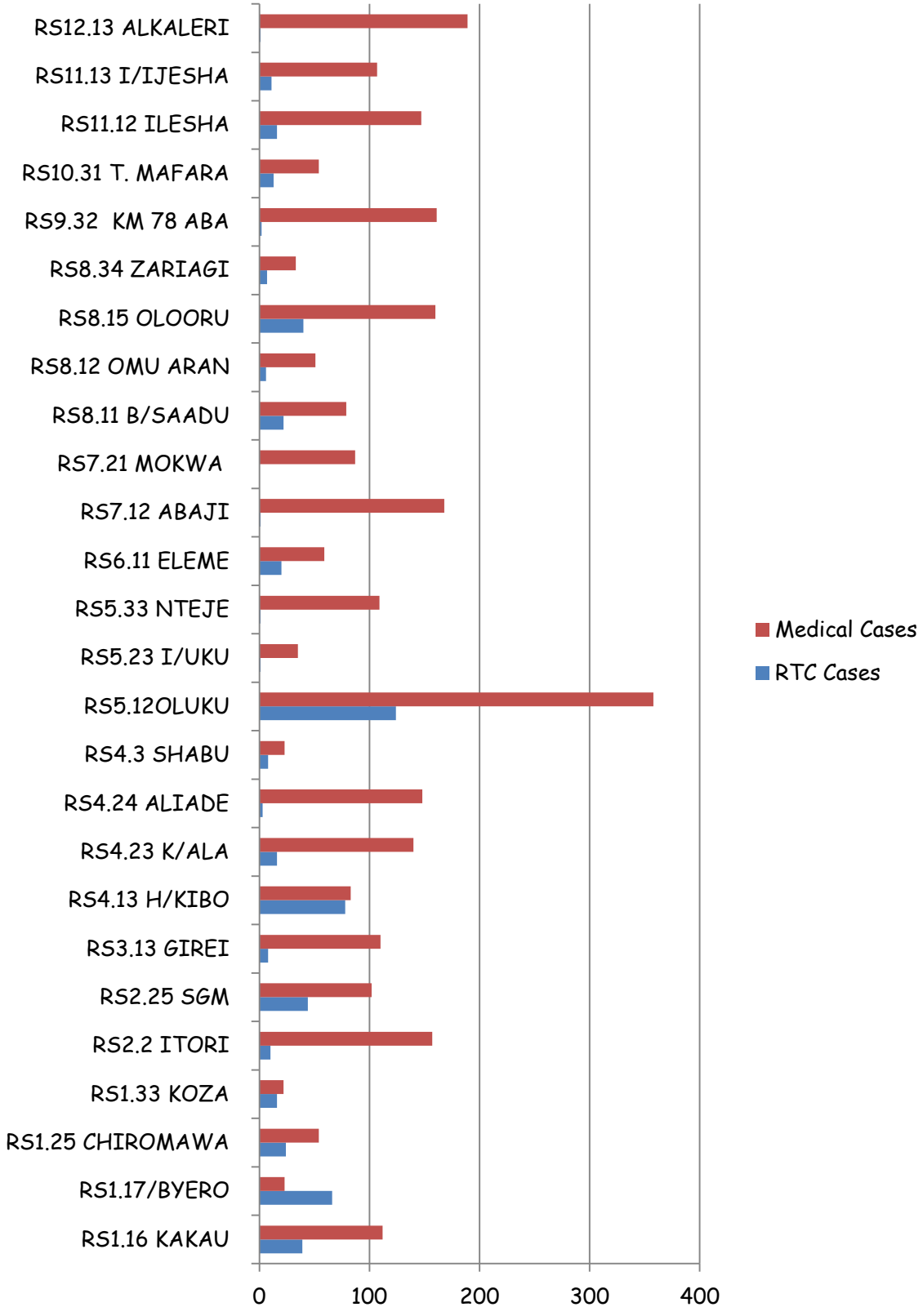

Table 20: EASS Reported RTC Cases

ZEBRA UNITS	RTC	VEH. INVOLVED	PEOPLE KILLED	PEOPLE INJURED	PEOPLE INVOLVED
ZEBRA 1 OLD PARADE GROUND	17	30	9	27	51
ZEBRA 2 FEDERAL SECRETARIAT	14	23	2	14	63
ZEBRA 3, ABUJA CITY GATE	20	31	15	34	134
ZEBRA 4 KUBWA ROAD	45	74	7	20	212
ZEBRA 5 KEFFI BY FLY OVER	56	83	6	89	206
ZEBRA 6 YANGOJE	35	42	24	141	226
ZEBRA 7 SABON WUSE	58	88	24	179	447
ZEBRA 8 GIRI JUNCTION	29	36	2	88	172
ZEBRA 9 KOTON KARFE	12	14	5	58	133
ZEBRA 10 BARDE JUNCTION	8	11	1	16	42
ZEBRA 11 MARARABAN JAMA'A	3	4	3	5	9
ZEBRA 12 KUBGO -NYANYA ROAD	22	33	3	31	89
ZEBRA 13 GEGU KOGI STATE	16	33	11	94	148
ZEBRA 14, AIRPORT JUNCTION GOMBE	7	11	1	3	19
ZEBRA 15 KATARI KADUNA STATE	21	30	17	52	221
ZEBRA 16 ABAJI FCT	58	84	30	170	451
ZEBRA 17 KUDU, NIGER STATE, MINNA	6	6	3	31	36
ZEBRA 18 OWAN ESEGIE EDO STATE	12	19	2	29	55
ZEBRA 19 IPETU IJESA, OSUN STATE	20	38	15	39	216
ZEBRA 20 OWO JUNCTION, ONDO STATE	29	49	5	62	155
ZEBRA 21 ILARA MOKIN ONDO STATE	21	42	15	82	202
ZEBRA 22 SHUWARIN JIGAWA STATE	21	31	4	61	128
ZEBRA 23 AIRPORT ROAD ILORIN KWARA STATE	11	16	15	59	113
ZEBRA 24 MUTUM BIYU TARABA STATE	18	28	5	54	92
ZEBRA 25 GOSHEN CITY	33	52	5	54	175
ZEBRA 26, CHAM GOMBE STATE	10	16	3	58	104
ZEBRA 27 DOKA KDUNA STATE	23	29	20	94	171
ZEBRA 28 JOS BY-PASS PLATEAU STATE	15	34	3	61	87
ZEBRA 29 ALKALERRI, BAUCHI STATE	12	16	3	42	76
ZEBRA 30 TORO/MAGAMA,BAUCHI STATE	17	26	28	87	139
ZEBRA 31 ABAKALIKI EBONYI STATE	15	26	11	24	71
ZEBRA 32 ABAKALIKI ROAD ENUGU STATE	2	3	0	5	7
ZEBRA 33 YAHE, CROSS RIVER STATE	2	2	1	1	3
ZEBRA 34 ZUBA, FCT	39	55	15	84	205
ZEBRA 35 ZARIA TOLL GATE , KADUNA STATE	5	9	1	14	31
ZEBRA 36 CHIROMAWA, KANO STATE	17	24	9	64	83
ZEBRA 37 OGUNMAKIN, OGUN STATE	11	19	3	53	96
ZEBRA 38	4	8	0	3	19
ZEBRA 39	18	26	11	98	196
ZEBRA 40	7	12	3	14	34
ZEBRA 41 KADUNA AIRPORT ROAD	0	0	0	0	0
TOTAL	789	1213	340	2194	5117

Chart 14: RTC Cases

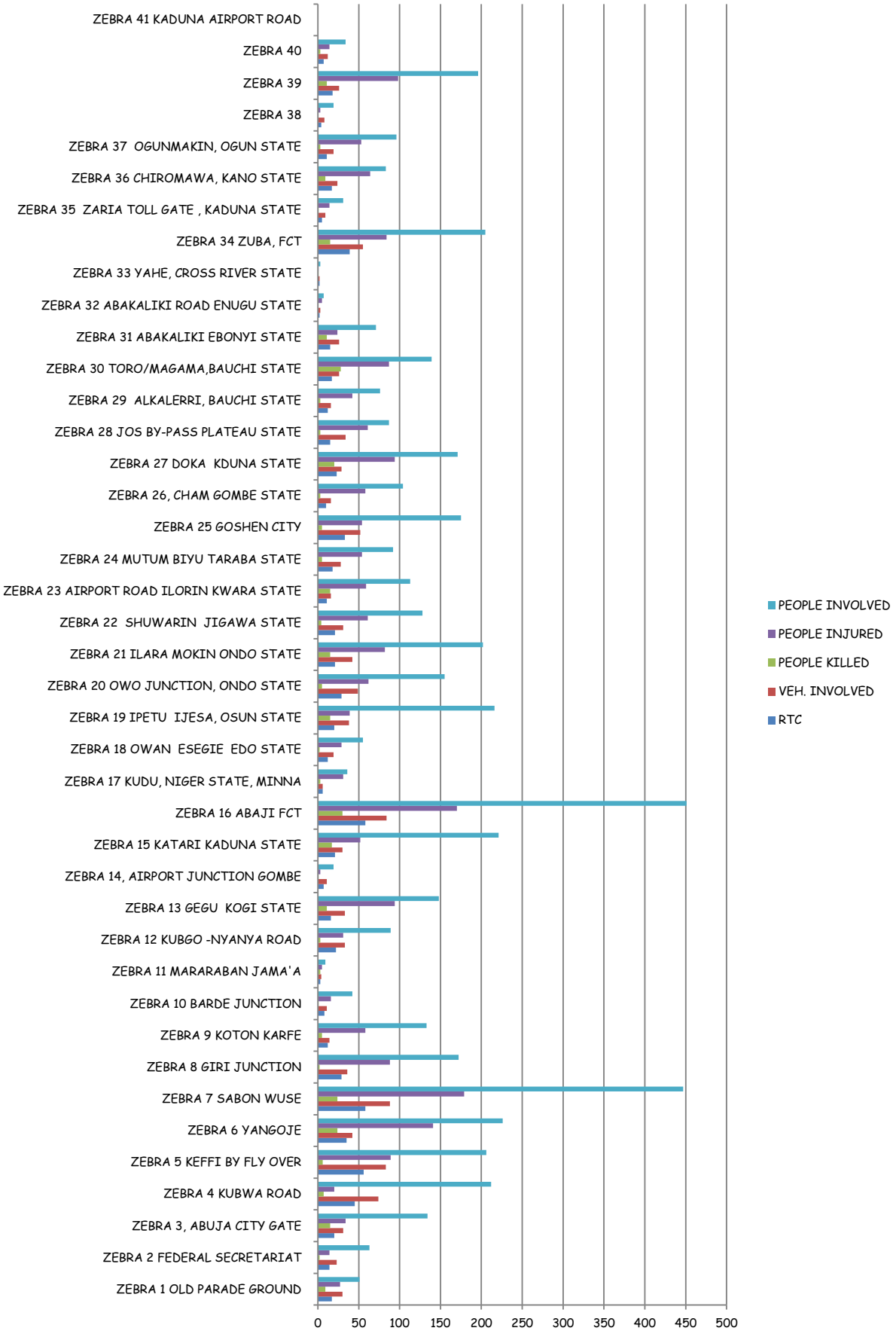

Table 21: Contact Numbers of FRSC Hospitals and Roadside Clinics Nationwide

	NUMBER OF ROAD SIDE CLINICS			
	CLINIC	LOCATION	Officer Phone Number	EMAIL ADDRESS
1	KAKAU	RS1.16	07030987579; 08077690020; 08056799948	rs1.16kakau@frsc.gov.ng
2	KOZA	RS 1.33	0815179036; 08033854395; 08036548987	
3	ALKALERI	RS 11.12	08188710459	rs12.13alkaleri@frsc.gov.ng
4	BIRNIN YERO	RS 1.17	08056294102	rs1.17birninyero@frsc.gov.ng
5	KASTINA-ALA	RS 4.23	08056294205	rs4.23kastinaala@frsc.gov.ng
6	CHIROMAWA	RS 1.5	08058928177; 08077690025	rs1.25chiromawa@frsc.gov.ng
7	HAWANKIBO	RS 4.13	08056294204	rs4.13hawankibo@frsc.gov.ng
8	SHABU	RS 4.3	08130152537; 08034874667	rs4.33nasarawa@frsc.gov.ng
9	ABAJI	RS 7.12	08056294298	rs7.12abaji@frsc.gov.ng
10	ZARIAGI	RS 8.34	08077690834; 08064156075	rs8.34zariagi@frsc.gov.ng
11	TALATA MAFARA	RS 10.31	08077690131	rs10.31talatamafara@frsc.gov.ng
12	GIREI	RS 3.13	08056294176	rs3.13girei@frsc.gov.ng
13	SAGAMU	RS 2.25	08056294137; 07037736325	rs2.25sagamu@frsc.gov.ng
14	ITORI	RS 2.28	08056799859; 08152695393; 08056294158	rs2.28.itori@frsc.gov.ng
15	ALIADE	RS 4.24	0806346979; 08077690424	rs4.24aliade@frsc.gov.ng
16	OLOORU	RS 8.15	08056294338	rs8.15olooru@frsc.gov.ng
17	OLUKU	RS 5.12	08056294234	rs5.12okada@frsc.gov.ng
18	NTEJE	RS 5.33	08033313607; 08056294236; 08077690533	rs5.33nteje@frsc.gov.ng
19	ISELE-UKU	RS 5.23	08056294235	rs5.23iseleuku@frsc.gov.ng
20	ELEME	RS 6.13	08077690611; 08077690663	rs6.13eleme@frsc.gov.ng
21	OMU-ARAN	RS 8.12	08032780487; 08077690812	oo.ayodeji@frsc.gov.ng/rs 8.12 omuaran@frsc.gov.ng
22	BODE SAADU	RS 8.11	08034182437; 08056294337	rs8.11bodesaadu@frsc.gov.ng
23	MOKWA	RS 7.21	08056294299	rs7.21mokwa@frsc.gov.ng
24	ILESHA	RS 11.12	07035520349; 08073091025; 08077690192	rs11.12ilesha@frsc.gov.ng
25	IPETU-IJESHA	RS 11.13	08056294430	rs11.13ipetuijesha@frsc.gov.ng
26	KM 78	RS 9.32		

Table 22: Emergency Ambulance Service Scheme (EASS) Zebra 1-37) Zebra Locations

ZEBRA	ZEBRA LOCATION	CUG NUMBER
ZEBRA 1,	OLD PARADE GROUND AREA 10 GARKI, ABUJA	8077690898
ZEBRA 2,	CBD OPPOSITE FEDERAL SECRETARIAT ABUJA	8077690897
ZEBRA 3,	CITY GATE, ABUJA	8077690896
ZEBRA 4,	KUBWA ROAD, ABUJA	8077690899
ZEBRA 5,	KEFFI BY FLY OVER, NASSARAWA STATE	8077690126
ZEBRA 6,	YANGOJE, ALONG LOKOJA ROAD FCT ABUJA	8073374912
ZEBRA 7,	SABON WUSE, ALONG KADUNA ROAD NIGER STATE	8056294319
ZEBRA 8,	GIRI JUNCTION ALONG GWAGWALADA ZUBA ROAD ABUJA.	8151790087
ZEBRA 9,	KOTON KARFE KOGI STATE	8151790088
ZEBRA 10,	BARDE JUNCTION ALONG JOS ROAD KADUNA STATE	8151790089
ZEBRA 11,	MARARABAN JAMA'A ROUND ABOUT JOS	8151790090
ZEBRA 12,	KUGBO, NYANYA ROAD BY KARU FLY OVER ABUJA	8151790091
ZEBRA 13,	GEGU, KOGI STATE.	8150654679
ZEBRA 14,	AIRPORT JUNCTION ALONG BAUCHI GOMBE ROAD, GOMBE STATE	8150654680
ZEBRA 15,	KATARI, KADUNA STATE	8150654681
ZEBRA 16,	ABAJI, FCT.	8150654682
ZEBRA 17,	KUDU, NIGER STATE	8150654683
ZEBRA 18,	OWAN ESEGIE EDO STATE	8150654684
ZEBRA 19,	IPETU IJESA, OSUN STATE	8150654685
ZEBRA 20	OWO JUNCTION, ONDO STATE	8150564686
ZEBRA 21	ILARA MOKIN ONDO STATE	8150564687
ZEBRA 22	SHUWARIN, JIGAWA STATE	8058298541
ZEBRA 23	AIR PORT ROAD, ILORIN KWARA STATE	8058298542
ZEBRA 24	MUTUM BIYU, TARABA STATE	8058298543
ZEBRA 25	BY WOLE SOYINKA FRSC HOUSING ESTATE SIGN POST GOSHEN	9053976950
ZEBRA 26	CHAM , GOMBE SATATE	9053976951
ZEBRA 27	DOKA, KADUNA STATE	9053976952
ZEBRA 28	JOS BY-PASS PLATEAU STATE	9053976953
ZEBRA 29	ALKALERI, BAUCHI STATE	9053976954
ZEBRA 30	TORO/MAGAMA, BAUCHI STATE	9053976955
ZEBRA 31	ABAKALIKI, EBONYI STATE	9053976956
ZEBRA 32	ABAKALIKI ROAD ENUGU STATE	9053976957
ZEBRA 33	YAHE, CROSS RIVER STATE	9053976958
ZEBRA34	ZUBA, FCT	9053976959
ZEBRA 35	ZARIA TOLL GATE, KADUNA STATE	9053976960
ZEBRA 36	CHIROMAWA, KANO STATE	9053976961
ZEBRA 37	OGUNMAKIN, OGUN STATE	9053976962

Corps Public Education Office

Table 23: Details Of Public Education Activities

SN	COMMAND	FREQUENCY OF ACTIVITIES								
		RP	TVP	NPP	MPR	ADV	DPE	TOT	R/SHOW	NDL
1	RS 1 HQ KADUNA	418	27	10	52	11	17	Daily	0	0
2	RS 2HQ LAGOS	325	190	166	1166	136	522	Daily	88077	104142
3	RS 3HQ YOLA	48	46	2	13	12	10	Daily	0	0
4	RS 4HQ JOS	113	43	0	70	28	47	Daily	0	0
5	RS 5HQ BENIN	252	149	76	1015	389	620	Daily	0	0
6	RS 6HQ PORTHACOURT	145	69	31	141	1	63	Daily	0	0
7	RS 7HQ GWARIPHA	238	57	8	262	212	35	Daily	66	51
8	RS 8HQ ILORIN	370	55	0	196	46	0	Daily	0	23
9	RS 9HQ ENUGU	299	47	17	495	79	56	Daily	0	346
10	RS 10HQ SOKOTO	29	19	2	119	0	89	Daily	0	0
11	RS 11HQ OSOGBO	135	66	52	564	34	53	Daily	127	236
12	RS 12HQ BAUCHI	99	33	1	69	0	32	Daily	0	0
	TOTAL	2471	801	365	4162	948	1544	0	88270	104798

LEGEND:
RP: Radio Programme
TVP: TV Programme
NPP: News Paper Publication
MPR: Motor Park Rallies
NDL: Lecture on NDL
ADV: Advocacy Visit
DPE: Domesticated Public Education

Table 24: Comparative analysis of Public Education Activities

Program of Activity	RP	TVP	NPP	MPR	ADV	DPE	TOT	R/SHOW	NDL
Frequency 1ST Q	2236	767	199	1432	434	1474	Daily	298	5151
Frequency 2ND Q	5877	1845	644	7299	1753	3283	0	88761	110605

Chart 15: Illustration of Comparative analysis of Public Education Activities

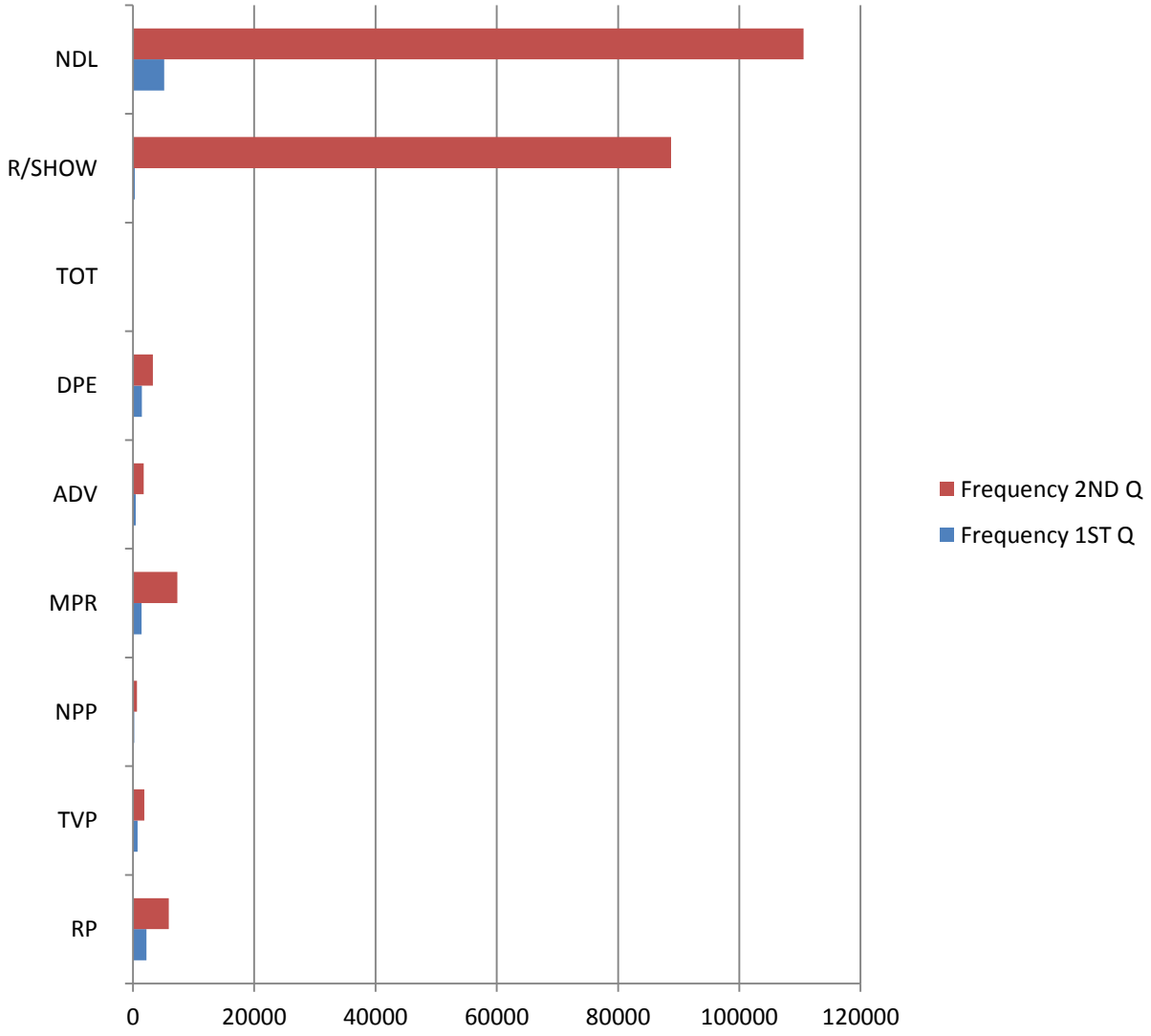

LEGEND:

RP: Radio Programme
TVP: TV Programme
NPP: News Paper Publication
MPR: Motor Park Rallies

Corps Transport and Standardization Office

Table 25: Comparative Summary of Fleet Operators' Travel

Quarterly Comparison	Fleet Operators Registered	Passenger Travelled	Vehicle Travelled	Luxury Bus Travelled	Advocacy Visit	Kilometres Covered
First Quarter, 2017	36	26,483,829	1,914,943	11,133	10,585	954,811,236
Second Quarter, 2017	40	28,288,866	2,133,509	9,915	10,821	616,212,542

Table 26: Comparative Summary Of RTC Involving Fleet Operators

Quarterly Comparison	Number Of Cases	Number Killed	Number Injured	Total Casualties	Number Of Persons Involved
First Quarter, 2017	86	61	349	410	1023
Second Quarter, 2017	66	50	370	420	777

Chart 16: Comparative Summary Of RTC Involving Fleet Operators

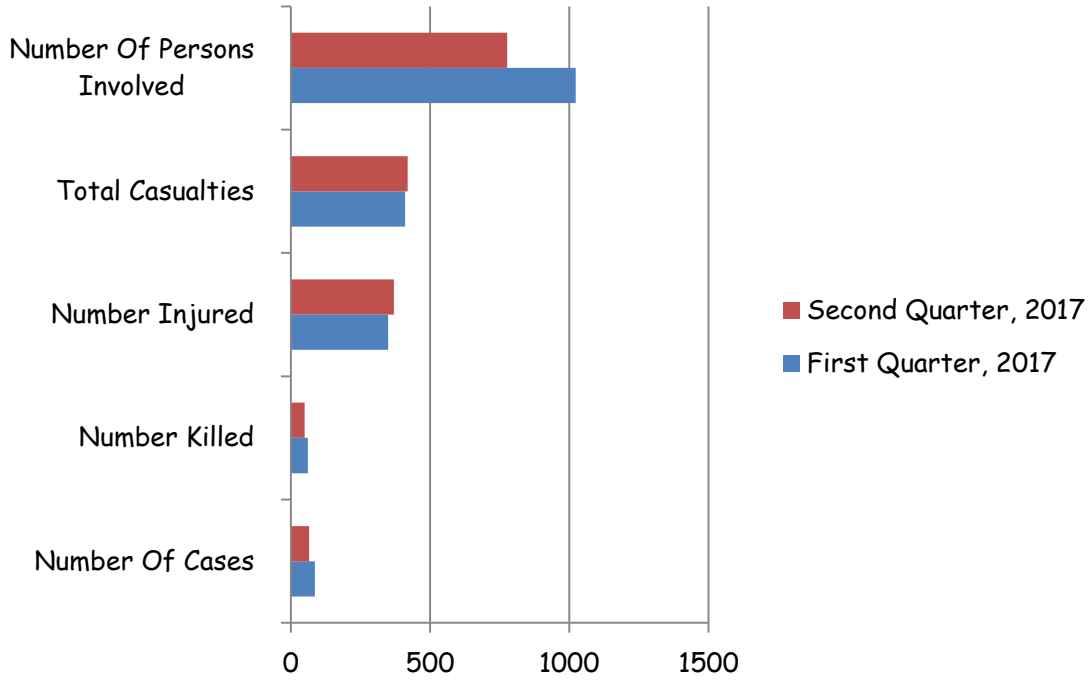

Table 27: Summary Of RTC Involving Fleet Operators

S/NO	NAME OF FLEET OPERATOR	NUMBER OF CASES	NUMBER KILLED	NUMBER INJURED	TOTAL CASUALTIES	NUMBER OF PERSONS INVOLVED
1	ABIA LINE	1	0	3	3	3
2	ADAMAWA SUNSHINE	1	1	17	18	19
3	AGOFURE	1	1	18	19	21
4	AQUA RAPHA	1	0	1	1	3
5	BENUE LINKS	2	3	13	16	29
6	BORNO MASS TRANSIT	1	3	13	16	16
7	BUA CEMENT	2	0	3	3	7
8	CUSTOM	1	0	2	2	4
9	DANGOTE GROUP	19	13	88	101	223
10	ENTRACO	1	0	5	5	18
11	FG ASSISTED PUBLIC MASS TRANS.	1	1	20	21	26
12	FIDELITY BANK	1	0	3	3	3
13	FIRE SERVICE	1	4	2	6	6
14	FRSC	2	0	1	1	6
15	GOD IS GOOD MOTORS	1	0	3	3	15
16	GOMBE LINE	3	0	21	21	55
17	GUO MOTORS	2	2	11	13	34
18	IDEAL LOGISTIC TRAVEL	1	1	12	13	13
19	IFEANYI CHUKWU MOTORS	1	0	0	0	1
20	JOS SOUTH L.G.C	1	0	0	0	6
21	KWARA EXPRESS	1	1	10	11	14
22	MULTIPRO ENTERP LIMITED	1	0	4	4	4
23	NEW NYANYA	1	3	11	14	20
24	NIGERIA POSTAL SERVICE	1	2	3	5	5
25	NPF	1	0	4	4	5
26	NTA	1	1	2	3	3
27	NURTW	1	0	12	12	22
28	PEACE MASS TRANSIT	2	5	23	28	33
29	PLATEAU STATE GOVERNMENT	1	0	7	7	8
30	PURE DUFIL FLOUR	1	2	1	3	6
31	STEVE NNAM MOTORS	1	0	0	0	18
32	SUBEB	1	0	2	2	3
33	TARABA STATE GOVT & BOTTLING COY	1	1	4	5	15
34	TONYKESS NIG LTD	1	1	0	1	1
35	TRUCKING LLC, NEWARK & FIRST BANK	1	2	4	6	6
36	UNIQUE INTERNATIONAL ACCADEMY BAYELSA.	1	1	27	28	29
37	URBAN WATER	1	1	5	6	17
38	YANKARI EXPRESS	1	0	9	9	19
39	YOBE LINE	1	0	4	4	17
40	YOUNG SHALL GROW	2	1	2	3	24
	TOTAL	66	50	370	420	777

Chart 17: Summary Of RTC Involving Fleet Operators

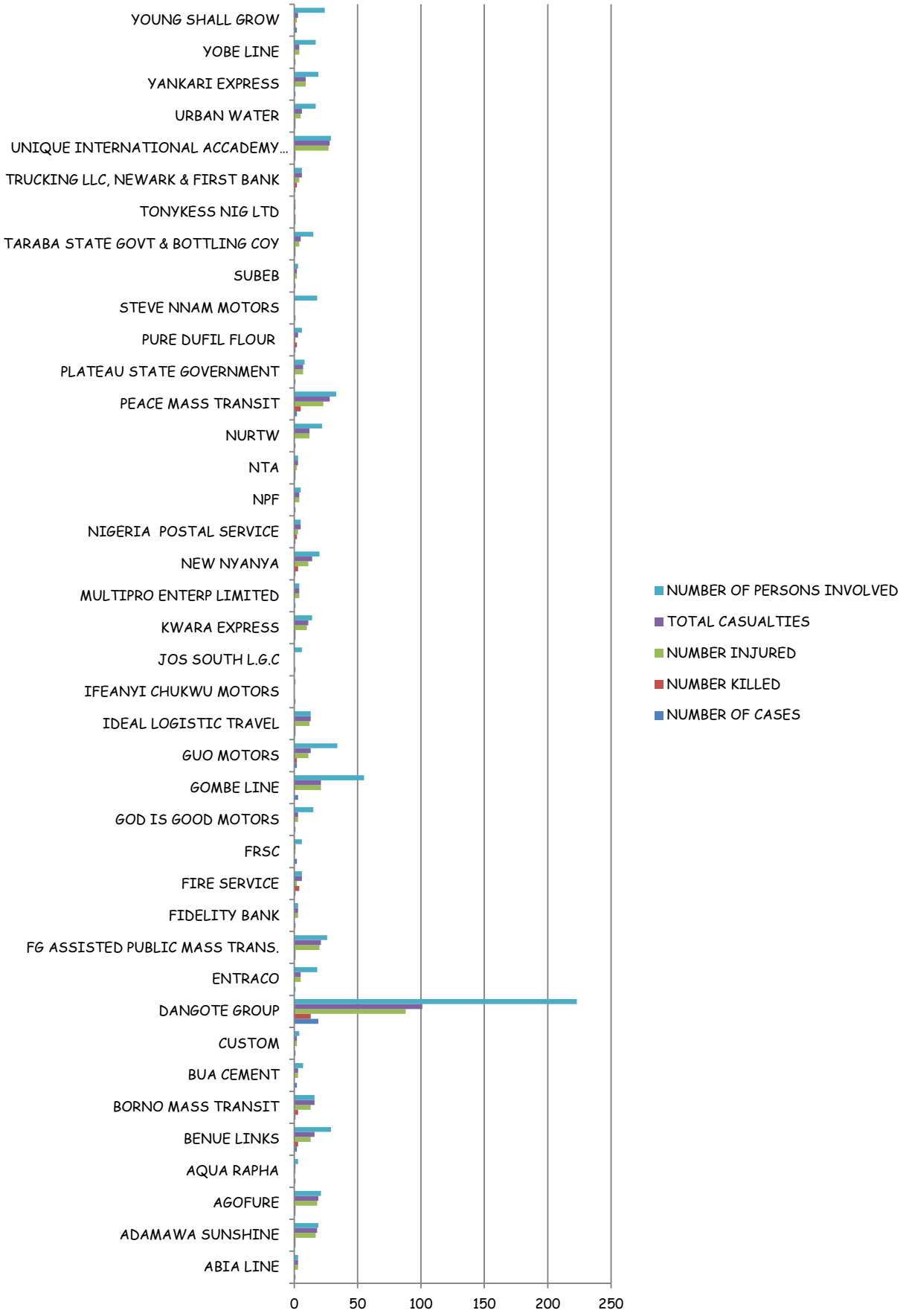

Corps Secretary

Table 28: Corps Secretary Activities

S/N	ACTIVITY	Q1	Q2
1	Retirement/Resignation	88	11
2	Notification of Death	7	5
3	Application for Annual Leave	138	336
4	Permission to get Married	268	252
5	Application for Change of Name	13	4
6	Application for Permission to perform Holy Pilgrimage	3	9
7	Application for Maternity Leave	15	3
8	Posting of Officers	6	7

Chart 18: Corps Secretary Activities

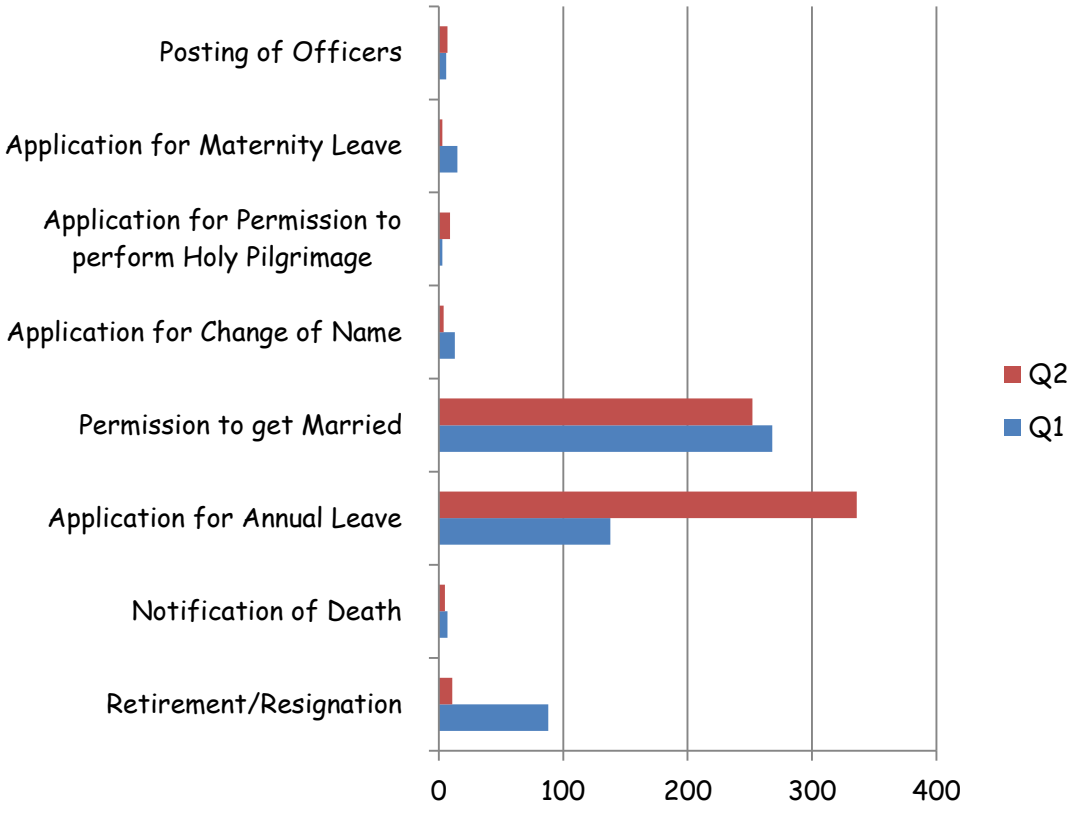

Table 29: Misconduct in Details

Misconduct	Frequency 1st Q	Frequency 2nd Q
Rude conduct	13	21
Dereliction of duty	78	61
Desertion	3	3
Anonymous petition	0	0
Improper dressing	131	151
Lateness	501	373
Breach of trust	27	3
Patrol misconduct	17	31
Willful damage to property	626	16
Absenteeism	219	567
Disobedience	24	157
Awol	24	6
Abandonment of duty	12	6
Others	71	27
Total	1746	1422

Chart 19: Misconduct

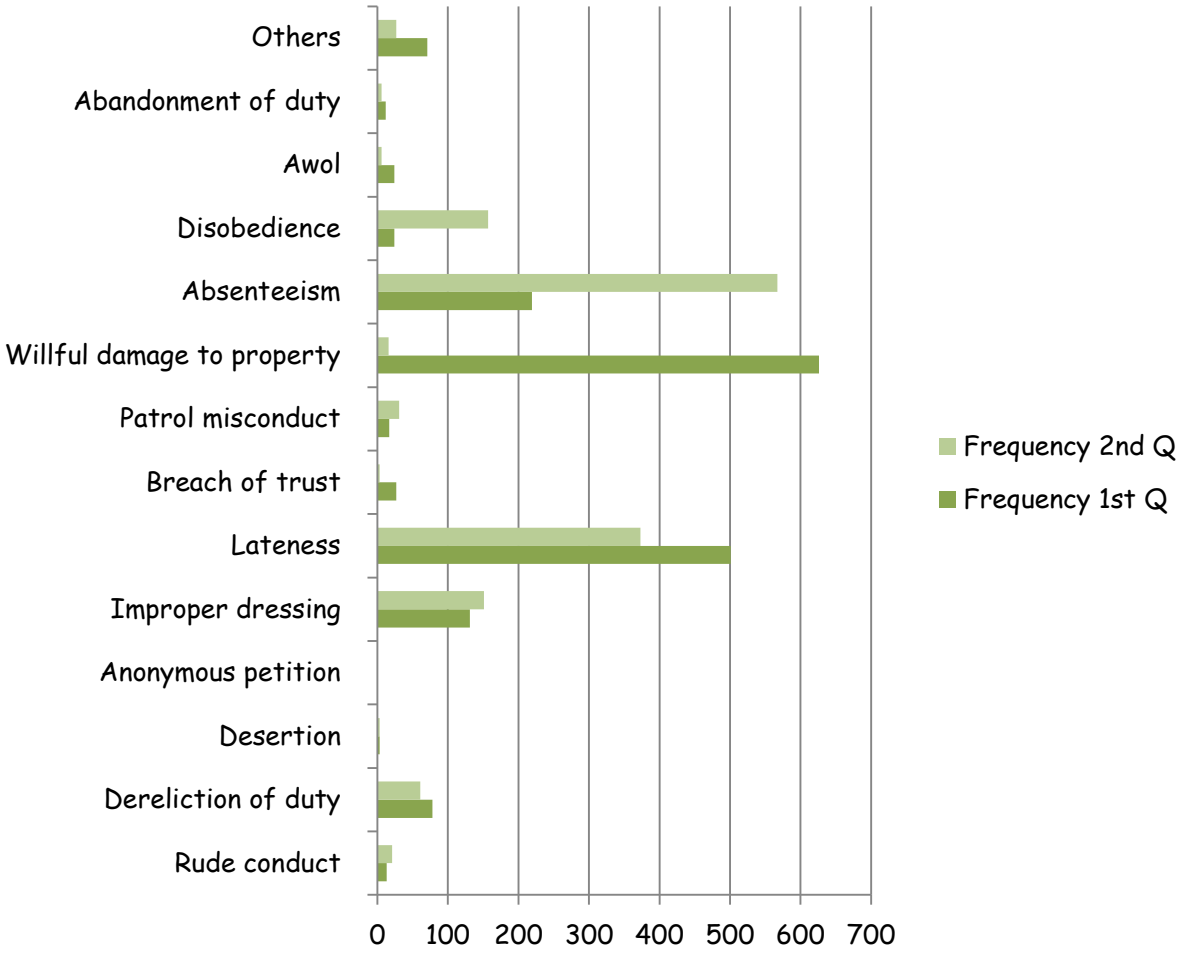

Table 30: Decided Cases

Verdicts									
Offences	ME	R	W	LOS	TOA	SR	DA	Me	RR
1st Q	146	4	18	5	23	56	5	7	2
2nd Q	132	5	13	4	12	2	53	17	11

Table 20: Decided Cases

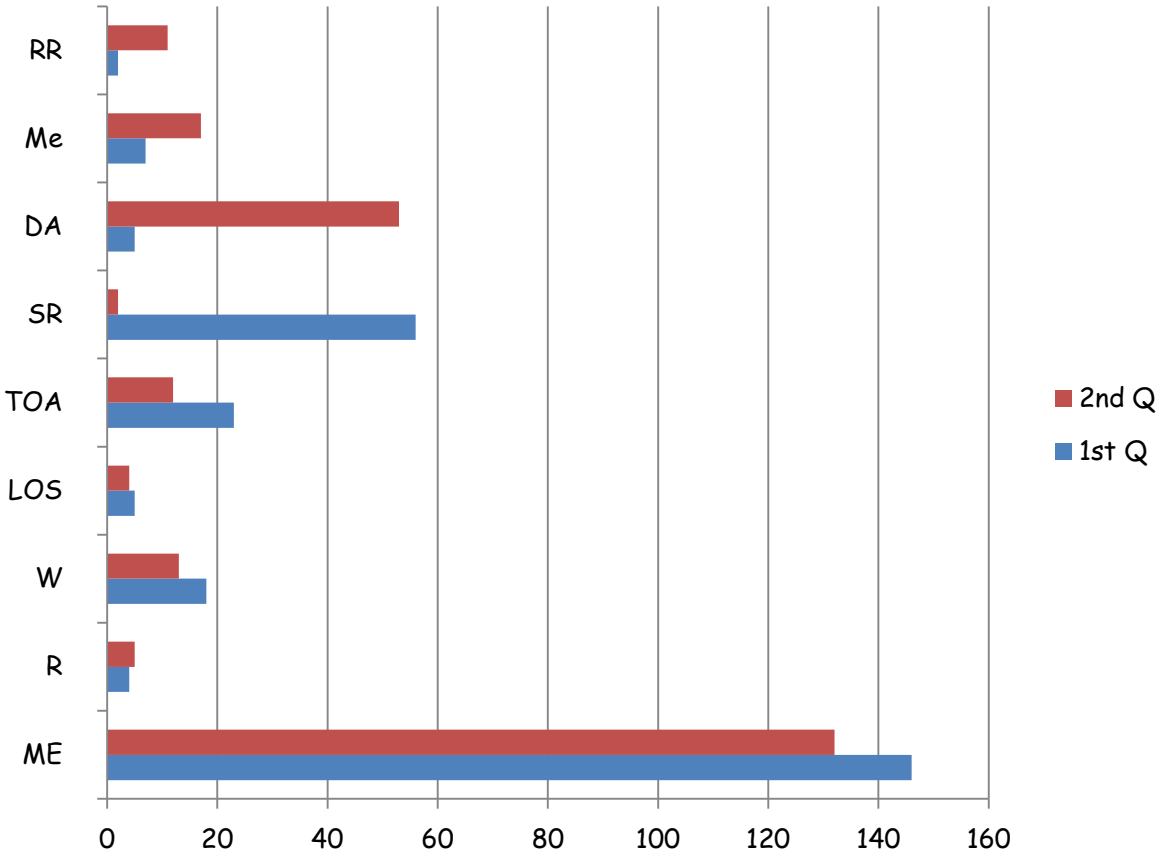

ABBREVIATIONS AND MEANING

1. ME/DFS = MAJOR ENTRY/DAYS OF FOFEITURE OF SALARY
2. Me = MINOR ENTRY
3. R = REPRIMAND
4. DA = DISCHARGED AND ACQUITTED
5. RR = REDUCTION IN RANK
6. W = WARNING
7. SR = SEVERE REPRIMAND
8. LOS = LOST OF SENIORITY
9. TOA = TERMINATION OF APPOINTMENT

SERVICOM

COMPLAINTS RECEIVED FROM CUSTOMERS

Table 31: Complaints Received from Customers

SOURCE OF COMPLAINTS	SCRAR	Resolved	Phone Calls and E-mails	Resolved	On-going	TOTAL
OPS	56	4	2	0	0	62
NDL	6	18	8	0	9	41
OFV	12	1	2	2	2	19
TOTAL	**74**	**23**	**12**	**2**	**11**	**122**

Number of appreciations through: e-mail, phone calls and SMS = 9
Update from tweeter account from leadership newspaper = **0**

Legend:
SCRAR Servicom Customer Relations Activities Register
OPS Operations
NDL National Drivers License
OFV Other Offences Violation

Table 32: FRSC CONTRACT AWARD

S/N	USER DEPT/CMD	DESCRIPTION OF ITEMS
1	RSHQ TSD	SUPPLY OF FOUR (4) IVM 500C AMBULANCE
2	RSHQ AHR	32'' TV DIRECT PURCHASE 1 UNIT
3	CM/TSC	3 TONS STAND ALONE LG AIR CONDITIONER (1UNIT), 2 UNITS OF WINDOW A/C
4	RSHQ TRG	FRSC EDUCATIONAL POLICY 2015 IN BOOK FORM (300 COPIES)
5	FRSC (NHIS)	SUPPLY OF DRUGS TO FRSC MEDICAL CENTRE
6	RSHQ OPS	SUPPLY OF LG AIR CONDITIONAL 2HP LG (2UNITS)
7	RSHQ CS	SUPPLY OF FRSC CUSTOMIZED FILE JACKETS
8	SA-CM	SUPPLY OF 40 UNITS HEADSET FOR FRSC CUG (NOKIA 105)
9	RSHQ OPS	PRODUCTION/SUPPLY OF 2000 UNITS OF FRSC CUSTOMIZED BOOKING SHEETS
10	SA-CM	SUPPLY OF STATIONERY ITEMS (SHARP LASER JET CATRIDGE) TO SA-CM OFFICE: 5 UNITS OF CYAN DX2500, 5 UNITS OF MAGENTA DX2500, YELLOW DX2500, BLACK DX2500, CYAN CP1515N, MAGENTA CP1515N, YELLOW CP1515N AND BLACK CP1515N EACH.
11	CM	SUPPLY OF CHAIRS TO CM OFFICE
12	SVO	SUPPLY OF LABELING MACHINES AND CONSUMABLES 6 UNITS OF P-TOUCH LABEL MACHINE, 24 UNITS OF CATRIDGE
13	NARSAC OFFICE	SUPPLY OF OFFICE FURNITURE TO NARSAC SECRETARIAT AT FRSC NATIONAL HEADQUARTER
14	RSHQ PRS	SUPPLY OF 1000 COPIES OF FRSC 2016 ANNUAL REPORT IN BOOK FORM FULL COLOUR
15	RSHQ TSD	PURCHASE OF 2 DUNLOP TYRES (240/40/R18) FOR CM OFFICIAL VEHICLE MOBILE FRSC 01 (BACK TYRES)
16	RSHQ TSD	PURCHASE OF 2 DUNLOP TYRES (240/40/R18) FOR CM OFFICIAL VEHICLE MOBILE FRSC 01 (FRONT TYRES)
17	SA-CM	SUPPLY OF 320 UNITS OF NOKIA 105 HANDSET PHONE
18	RSHQ CMRS	SUPPLY OF DRUGS AND MEDICAL CONSUMABLES FOR FRSC MEDICAL CENTRE (NHIS) FOR FIRST QUARTER, 2017
19	SVO	SUPPLY OF 25 UNITS OF LABELING MACHINE CARTRIDGES
20	RSHQ CIO	SUPPLY OF 20 PKTS OF HIDP 5000 STAFF ID CARD PRINTER CONSUMABLES

Table 33: RTC Cases on State Basis

STATE	TOTAL CASES FOR 1ST Q	TOTAL CASES FOR 2ND Q
Abia	19	19
Adamawa	36	40
Akwa Ibom	21	27
Anambra	69	71
Bauchi	83	85
Bayelsa	9	7
Benue	83	83
Borno	16	8
Cross River	25	18
Delta	47	42
Ebonyi	62	72
Edo	66	63
Ekiti	17	12
Enugu	67	47
FCT	307	346
Gombe	35	34
Imo	47	47
Jigawa	41	52
Kaduna	236	200
Kano	93	81
Katsina	66	71
Kebbi	38	42
Kogi	85	89
Kwara	40	44
Lagos	128	127
Nasarawa	135	119
Niger	150	139
Ogun	98	81
Ondo	94	87
Osun	56	56
Oyo	97	88
Plateau	51	67
Rivers	26	36
Sokoto	18	28
Taraba	38	21
Yobe	25	16
Zamfara	32	38
TOTAL	2556	2503

Chart 21: RTC Cases on State Basis

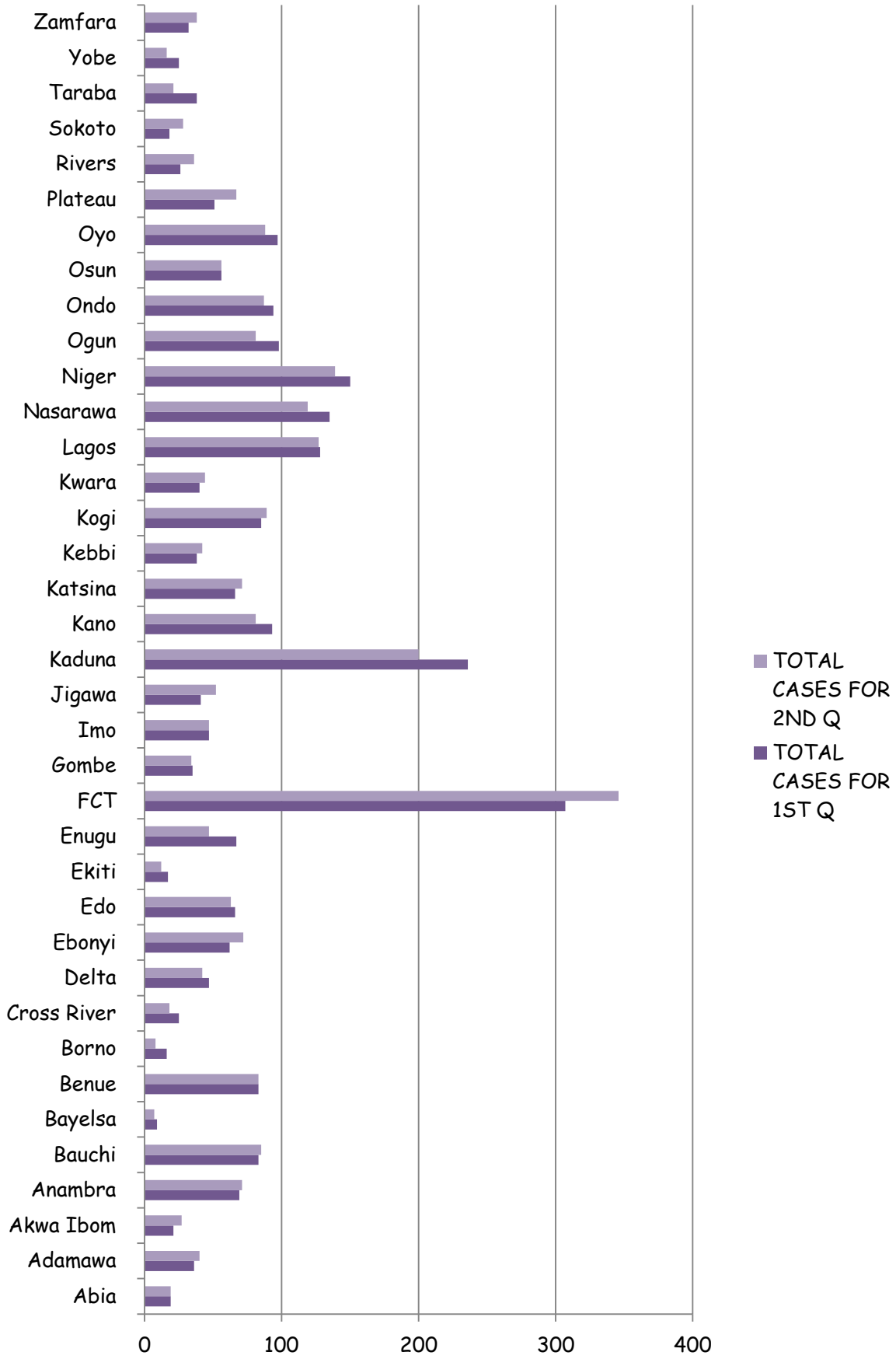

Table 34: Number Injured on State Basis

STATE	TOTAL INJURED FOR 1ST Q	TOTAL INJURED FOR 2ND Q
Abia	41	88
Adamawa	147	91
Akwa Ibom	36	55
Anambra	146	119
Bauchi	373	359
Bayelsa	15	23
Benue	222	308
Borno	86	28
Cross River	72	50
Delta	254	111
Ebonyi	102	110
Edo	209	200
Ekiti	37	45
Enugu	221	188
FCT	562	752
Gombe	159	134
Imo	201	159
Jigawa	170	178
Kaduna	1023	810
Kano	422	337
Katsina	410	291
Kebbi	151	195
Kogi	351	403
Kwara	151	255
Lagos	287	292
Nasarawa	411	333
Niger	446	444
Ogun	310	238
Ondo	357	285
Osun	186	238
Oyo	363	318
Plateau	172	241
Rivers	55	85
Sokoto	82	91
Taraba	127	71
Yobe	197	95
Zamfara	118	250
TOTAL	**8672**	**8270**

Chart 22: Number Injured

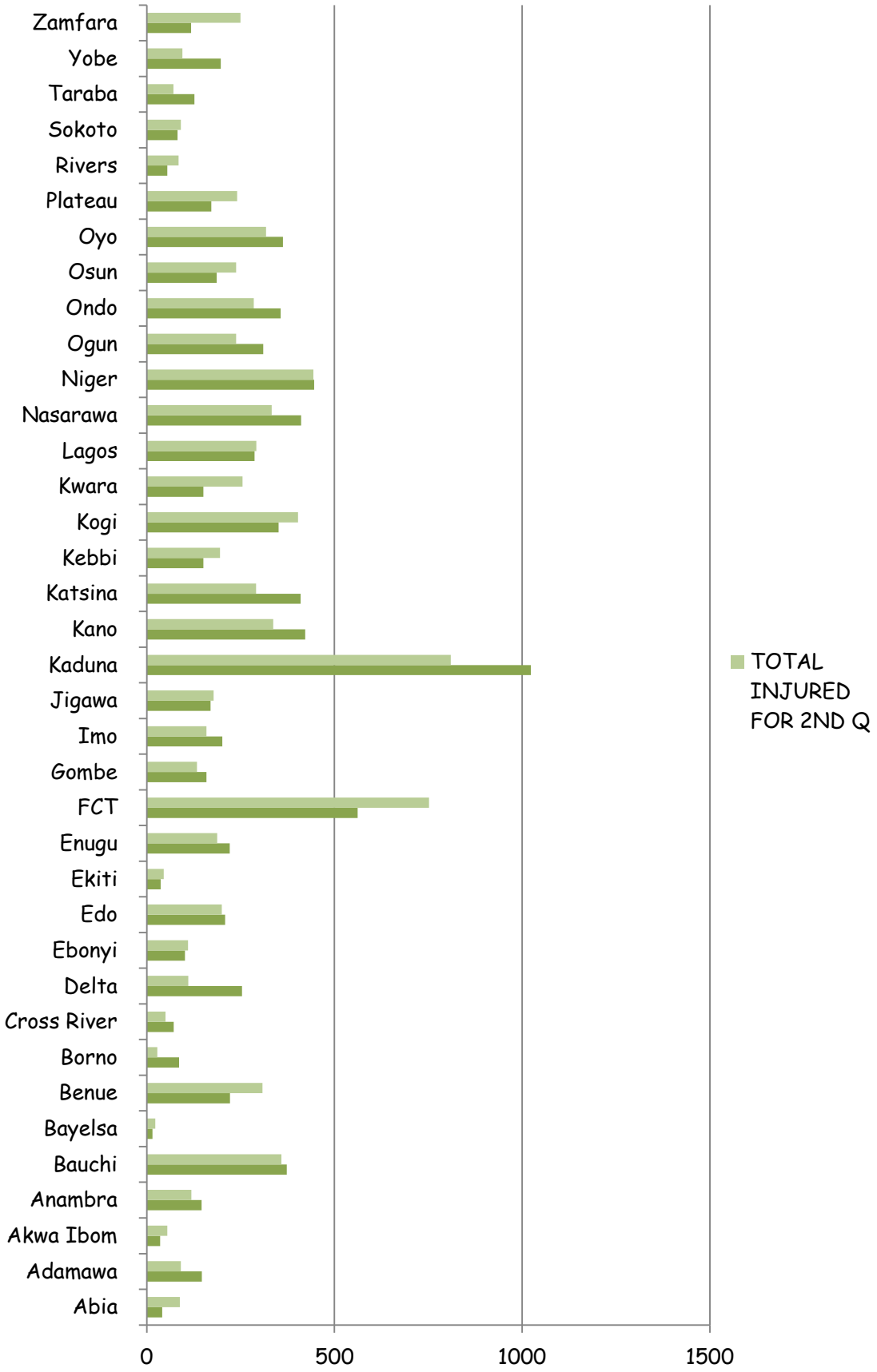

Table 35: Number Killed on State Basis

STATE	TOTAL KILLED FOR 1ST Q	TOTAL KILLED FOR 2ND Q
Abia	11	9
Adamawa	49	12
Akwa Ibom	15	14
Anambra	20	16
Bauchi	45	61
Bayelsa	1	9
Benue	25	47
Borno	10	2
Cross River	9	12
Delta	60	24
Ebonyi	31	41
Edo	34	26
Ekiti	11	5
Enugu	37	19
FCT	66	111
Gombe	22	16
Imo	32	22
Jigawa	13	16
Kaduna	216	140
Kano	63	38
Katsina	84	32
Kebbi	56	91
Kogi	60	54
Kwara	28	34
Lagos	34	34
Nasarawa	53	42
Niger	51	51
Ogun	50	35
Ondo	61	57
Osun	37	65
Oyo	59	38
Plateau	15	22
Rivers	7	8
Sokoto	8	20
Taraba	6	1
Yobe	41	15
Zamfara	46	40
TOTAL	**1466**	**1279**

Chart 23: Number Killed on State Basis

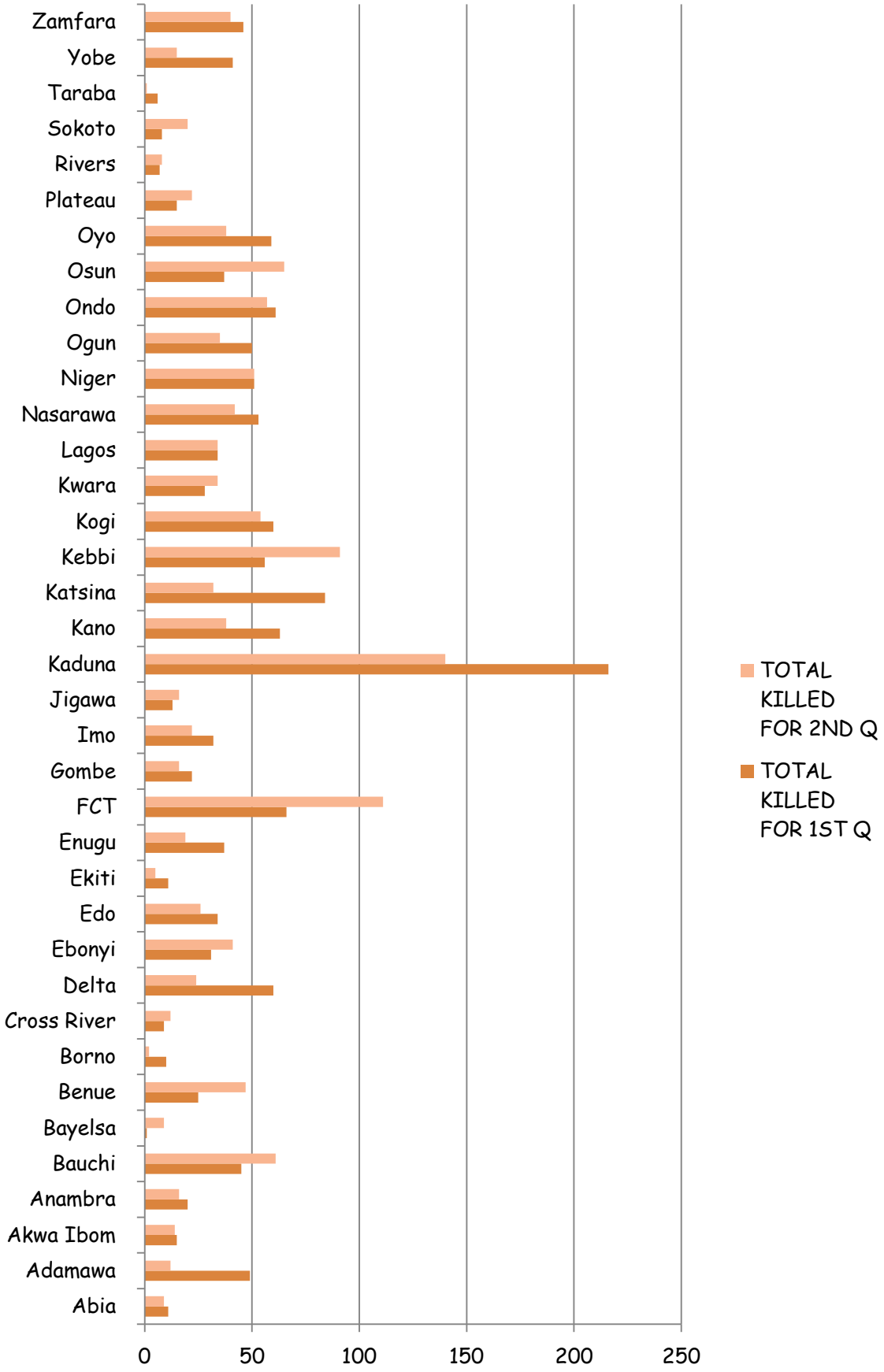

Table 36: People Involved on State Basis

STATE	TOTAL PEOPLE FOR 1ST Q	TOTAL PEOPLE FOR 2ND Q
Abia	160	222
Adamawa	316	264
Akwa Ibom	117	162
Anambra	496	481
Bauchi	643	633
Bayelsa	50	103
Benue	449	515
Borno	111	52
Cross River	148	81
Delta	420	254
Ebonyi	317	421
Edo	512	491
Ekiti	94	111
Enugu	526	401
FCT	1373	1844
Gombe	246	198
Imo	359	402
Jigawa	290	310
Kaduna	1939	1604
Kano	710	603
Katsina	661	520
Kebbi	249	328
Kogi	749	862
Kwara	368	508
Lagos	889	958
Nasarawa	756	586
Niger	844	934
Ogun	685	591
Ondo	904	629
Osun	566	579
Oyo	914	671
Plateau	342	414
Rivers	175	188
Sokoto	137	145
Taraba	209	94
Yobe	273	146
Zamfara	233	364
TOTAL	**18230**	**17669**

Chart 24: People Involved on State Basis

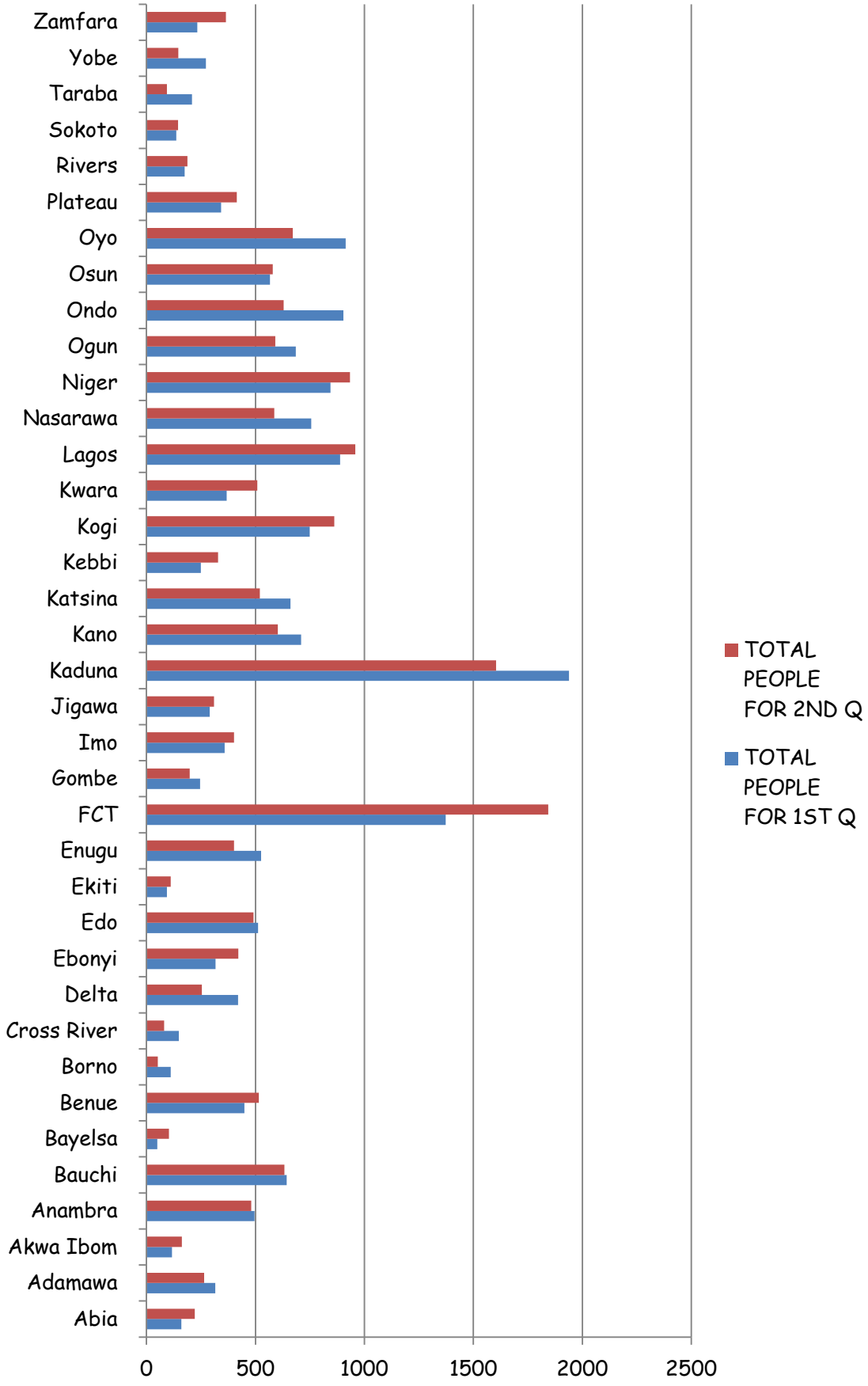

Special Duties and Partnership

Table 37: Partnership Analysis of Government Agencies and NGO

ZONES	COMMAND	GOVT AGENCIES	NGOs	COPERATE ORGANIZATION
RS 1 KADUNA	RS1.1 KADUNA	14	16	10
	RS1.2 KANO	13	10	17
	RS1.3 KATSINA	5	18	4
	RS1.4 JIGAWA	10	5	3
RS 2 LAGOS	RS2.1 LAGOS	6	15	6
	RS2.2 OGUN	21	8	10
RS 3 YOLA	RS3.1 ADAMAWA	22	11	5
	RS3.2 GOMBE	19	14	6
	RS3.3 TARABA	9	5	0
RS 4 JOS	RS4.1 PLATEAU	15	14	1
	RS4.2 BENUE	17	5	5
	RS4.3 NASSARAWA	8	6	4
RS 5 BENIN	RS5.1 EDO	13	12	5
	RS5.2 DELTA	12	16	3
	RS5.3 ANAMBRA	9	5	5
RS 6 P/H	RS6.1 RIVER	12	13	7
	RS6.2 C/RIVER	17	3	10
	RS6.3 A/IBOM	11	5	7
	RS6.4 BAYELSA	19	13	3
RS 7 ABUJA	RS7.1 FCT	27	44	70
	RS7.2 NIGER	9	10	19
RS 8 ILORIN	RS8.1 KWARA	3	9	4
	RS8.2 EKITI	24	15	2
	RS8.3 KOGI	15	22	3
RS 9 ENUGU	RS9.1 ENUGU	7	17	3
	RS9.2 EBONYI	3	3	0
	RS9.3ABIA	8	5	5
	RS9.4 IMO	10	15	5
RS 10 SOKOTO	RS10.1 SOKOTO	15	4	0
	RS10.2 KEBBI	8	9	2
	RS10.3 ZAMFARA	58	32	5
RS 11 OSOGBO	RS11.1 OSUN	4	9	5
	RS11.2 ONDO	9	11	5
	RS11.3 OYO	8	40	7
RS 12 BAUCHI	RS12.1 BAUCHI	15	6	0
	RS12.2 BORNO	13	14	0
	RS12.3 YOBE	2	1	2
TOTAL		490	460	248

Chart 25: Partnership Analysis of Government Agencies and NGO

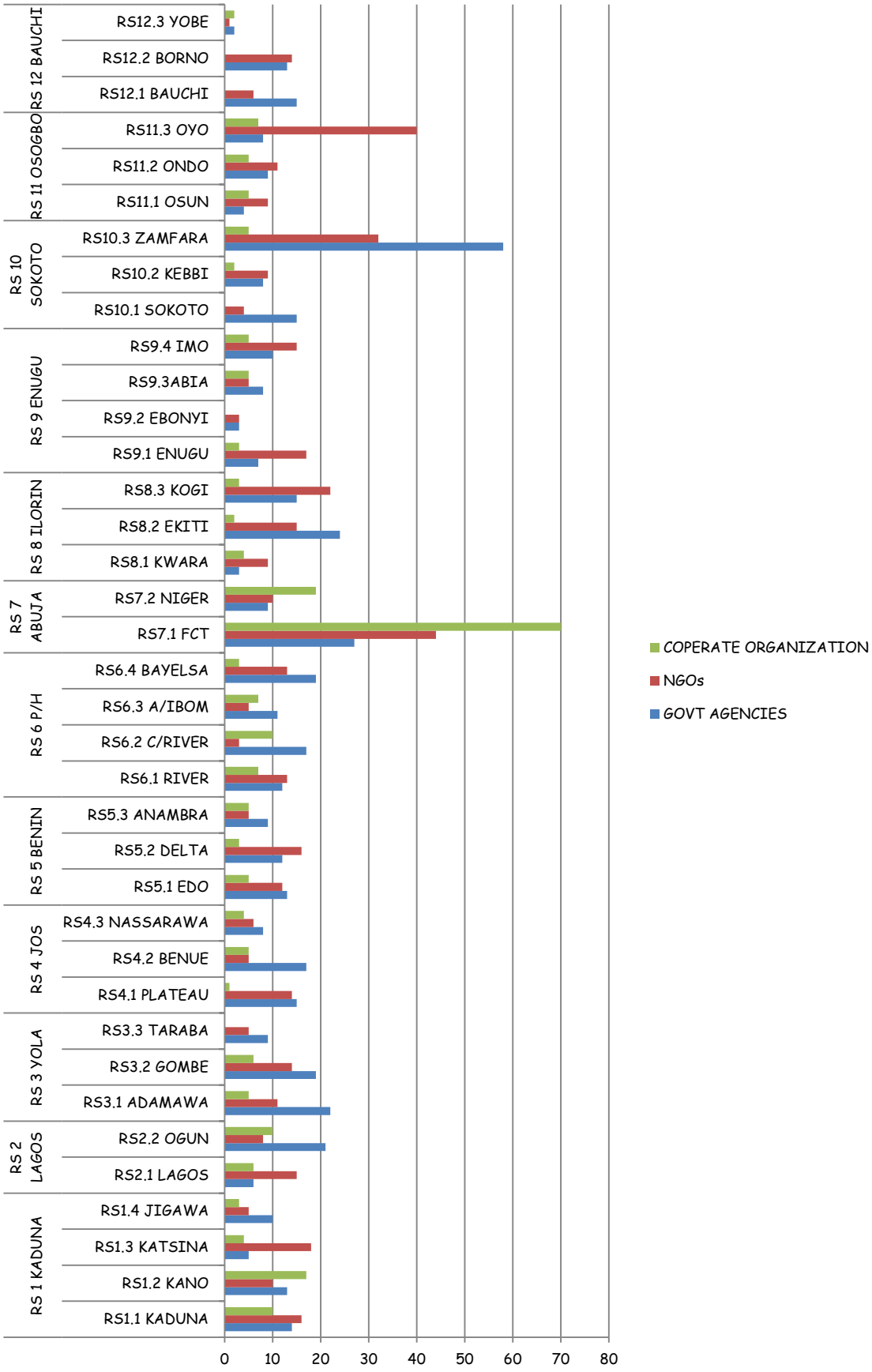

Table 38: Report On Durbar For 1st Q 2016 and 1st Q 2017

RSHQ/ZONE	1st QUARTER, 2017	2nd QUARTER, 2017
RSHQ	8	5
ZONE RS1	10	13
ZONE RS2	20	20
ZONE RS3	9	7
ZONE RS4	13	13
ZONE RS5	17	17
ZONE RS6	17	17
ZONE RS7	17	17
ZONE RS8	9	9
ZONE RS9	15	15
ZONE RS10	7	7
ZONE RS11	13	13
ZONE RS12	11	11
TOTAL	166	147

Table 26: Report On Durbar For 1st Q 2017 and 2nd Q 2017

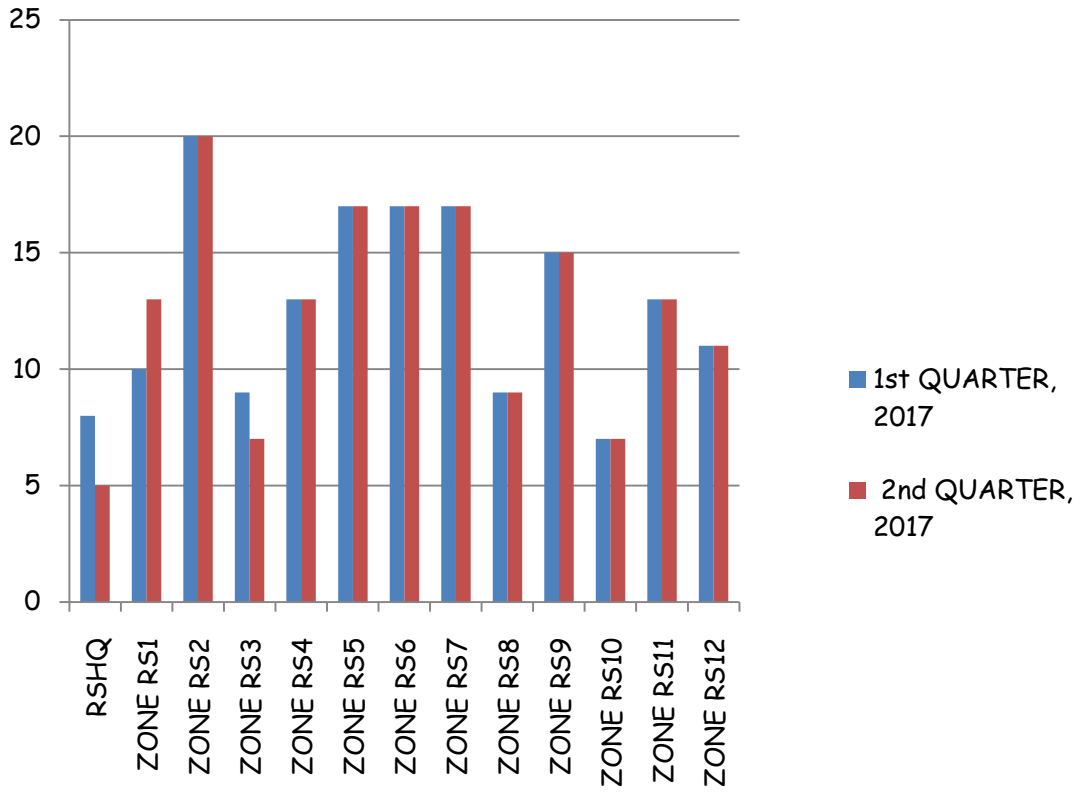

Table 39: Number of Graduands From Driving Schools

S/N	STATES	FREQUENCY
1.	A/IBOM	7
2.	ABIA	24
3.	ADAMAWA	0
4.	ANAMBRA	17
5.	BAUCHI	52
6.	BAYELSA	84
7.	BENUE	102
8.	BORNO	52
9.	C/RIVER	48
10.	DELTA	0
11.	EBONYI	2
12.	EDO	31
13.	EKITI	120
14.	ENUGU	51
15	FCT	33
16.	GOMBE	12
17.	IMO	10
18.	JIGAWA	28
19.	KADUNA	8
20.	KANO	8
21.	KATSINA	30
22.	KEBBI	2
23.	KOGI	50
24.	KWARA	40
25.	LAGOS	50
26	NASARAWA	50
27	NIGER	151
28.	OGUN	24
29.	ONDO	36
30.	OSUN	31
31.	OYO	23
32.	PLATEAU	49
33.	RIVERS	35
34.	SOKOTO	0
35.	TARABA	25
36	YOBE	3
37	ZAMFARA	54
TOTAL		**1342**

Table 40: No Of Driving Schools Registered

S/N	STATE	NUMBER OF SCHOOLS
1	KWARA	1
2	TARABA	1
3	KANO	5
4	KEBBI	1
5	BENUE	1
6	ABIA	6
7	EKITI	2
8	OYO	1
9	IMO	6
10	FCT	3
11	ANAMBRA	5
12	KADUNA	3
13	ADAMAWA	2
14	BAUCHI	2
15	NIGER	1
16	ZAMFARA	1
17	ONDO	1
18	GOMBE	2
19	RIVERS	12
TOTAL =		56

Table 41: No Of Driving Schools Certified

NUMBER OF SCHOOLS CERTIFIED		
S/N	STATE	NUMBER OF SCHOOLS
1	KADUNA	2
2	OYO	9
3	BENUE	3
4	KWARA	3
5	IMO	6
6	FCT	4
7	ANAMBRA	4
8	DELTA	11
9	LAGOS	44
10	ABIA	6
11	KANO	5
TOTAL =		97

Table 42: Number Of Schools Registered/Not Certified

S/N	STATE	NUMBER OF SCHOOLS
1	KADUNA	1
2	KANO	2
3	JIGAWA	2
4	LAGOS	5
5	FCT	2
6	RIVERS	3
7	PLATEAU	2
8	EKITI	1
9	ADAMAWA	1
10	NASARAWA	2
11	OYO	2
12	DELTA	1
13	ONDO	1
	TOTAL	25

No. OF STAFF ON SPONSORSHIP (LOCAL/FOREIGN)

The number of staff on sponsorship Local = 96
The number of staff on sponsorship Foreign = 8

SUMMARY ANALYSIS

No of Driving School Registered..... 56
No of Driving School Certified 97
No of Drivers Trained 1302
No of Graduates from Driving School 1342
No of Staff on Sponsorship (local/Foreign) 104

Table 43: No. of Drivers Trained By FRSC

S/N	COMMANDS	FREQUENCY
1.	RSHQ	1302
2.	FIELD COMMANDS	0
	TOTAL	1302

Table 44: Six Death (6DT) Accident Investigated

6DT For 1st Quarter 2017	6DT For 2nd Quarter 2017
41	26

Chart 27: 6DT Accident Investigated For 1st Q 2017 Compared to 2nd Q 2017

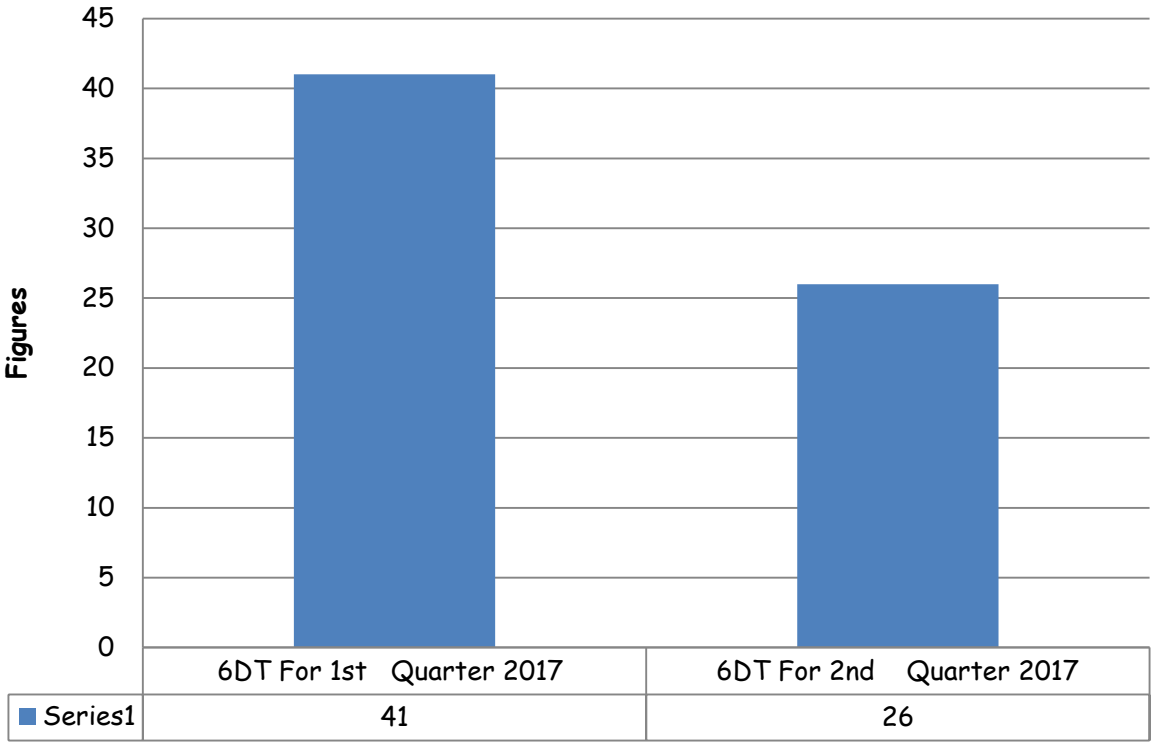

Federal Road Safety Corps, Nigeria:
ISO 9001 QMS Certified Law Enforcement Agency in Africa.

08056294007 SERVICOM Nodal Officer

122 - TOLL FREE

08056799857 – Complaint Desk

FRSC WEBSITE : www.frsc.gov.ng
E-mail: info@frsc.gov.ng
Twitter handle: @FRSCNigeria